


GRADE 8



HIGH SCHOOL

JUNE EXAMS

2025



JUNE EXAM TIMETABLE 2025

Date	Grade 8	Grade 9	Grade 10	Grade 11	Grade 12
Friday 16/05	Afrikaans P2	Afrikaans P2	Afrikaans P3	Afrikaans P3	Afrikaans P3
Friday 23/05	English P2	English P2	English P3	English P3	English P3
Friday 30/05	school day	school day	school day	school day	Accounting P1
Monday 2/06	Self-defence w/shop	Maths P1	Dramatic Arts History	Afrikaans P2	Maths P1 MLit P1
Tuesday 3/06		English P1	Business Studies P1	English P2	Afrikaans P2
Wednesday 4/06	NS – PS NS – LS		Afrikaans P2	Geography	Accounting P2
Thursday 5/06	Afrikaans P1	SS – Geography SS – History	CAT P1 Phys Sciences	Maths P1 MLit P1	Life Sciences
Friday 6/06	SCHOOL'S BIRTHDAY MASS				
	Life Orientation	Technology 9V	Life Orientation	Life Orientation	Life Orientation
Monday 9/06	Maths P1	NS – PS NS – LS	CAT P2	Consumer Studies	Maths P2 MLit P2
Tuesday 10/06		Creative Arts (theory)	English P2	English P1	Business Studies P1
Wednesday 11/06	EMS (BS) EMS (Acc)		Afrikaans P1	Accounting P1	English P2
Thursday 12/06	English P1	EMS (BS) EMS (Acc)		Maths P2 MLit P2	Geography P1
Friday 13/06	Maths P2	Technology – 9M and 9T	Maths P1 MLit P1	Dramatic Arts CAT P1	History P1 Phys Sciences P1
Monday 16/06	YOUTH DAY				
Tuesday 17/06	SS – Geography SS – History	Maths P2	Maths P2 MLit P2	History P1 Phys Sciences P1	Geography P2
Wednesday 18/06	Technology – 8A and 8N	Afrikaans P1	English P1	Business Studies P1	English P1
Thursday 19/06	Creative Arts (theory)	Life Orientation	Business Studies P2	CAT P2 History P2 Phys Sciences P2	
Friday 20/06	Technology 8S Class for 8A and 8N	Class	Life Sciences	Life Sciences	Dramatic Arts CAT P1
Monday 23/06	Class	Class	Accounting	Afrikaans P1	CAT P2 History P2 Phys Sciences P2
Tuesday 24/06	Class	Class	Consumer Studies	Business Studies P2	Afrikaans P1
Wednesday 25/06	Class	Class	Geography		Business Studies P2
Thursday 26/06	Class	Class		Accounting P2	Consumer Studies
Friday 27/06	Class	Class	Dramatic Arts (Practical)	Dramatic Arts (Practical)	Dramatic Arts (Practical)

LOGISTICS

1. As from 2 June Gr 8N and 8A will be writing exams up to and including 19 June while Gr 8S will be writing exams up to and including 20 June.
2. If you are writing, ensure that you are at school by 7h30.
3. After line-up, go immediately to your scheduled venue. The session will end at 11h00. Teachers will be available from 11h00 to 12h00 to assist any learner with content queries.
4. You may leave immediately after the session. The front gate will close at 12h00.
5. If you are still at school by 12h00, you must go to the hall for **STUDY**. Study ends at 14h00.
6. If you are still at school by 14h00, you must go to the Visagie Street entrance and wait for your transport there.
7. On days that no exam has been scheduled for a specific subject, learners may stay at home. However, if that learner wishes to study at school, the Boardroom is available.
8. Gr 8 exam venues (73 / 74 / 78 / 82 / 83): you will be in the same venue and at the same desk for the duration of the exams. A seating plan will be posted on each door's venue two days before exams start.
9. Once exams are done, you will have class in various subjects (a new roster will be given to you). Class starts on 19/20 June (refer to point 1) and will end 27 June. Your venues will be as follows:

8A in venue 32 (Mrs Hermann's classroom)
8N in venue 33 (Mrs Mokoena's classroom)
8S in venue 34 (Mrs Albertyn's classroom)

EXAM RULES

1) You must use your own stationery (2 blue pens, 2 HB pencils, eraser, sharpener, stapler, staples and ruler). No bags or pencil cases are allowed. You may use a transparent bag.

2) Make sure you have all you need for the subject you are writing e.g. calculator, protractor, etc.



3) No tip-ex is allowed.

4) Once in the exam venue:

- You may not talk.
- You may not eat or drink.
- You may not walk around.
- You may not go to the toilet once the session has started.
- Just before the session starts, you must put your belongings in the front of the class.
- Random learners will be checked for anything that might deem irregular.
- If you feel more comfortable, you may wear your tracksuit.
- Phones must be switched off and in your bag.
- Wrist watches must be placed in your bag.

5) If you cheat:

- invigilator must write “cheating” on current answer sheet and take it away.
- invigilator must issue a new answer booklet or clean writing paper for you to start over.
- you will not be given extra time to complete exam.
- The vice-principal or principal will be notified immediately after the session ends.
- further disciplinary measures will take place.

6) If you are absent:

- a doctor’s letter is essential.
- if it is possible, it will be written on the day you return to school.

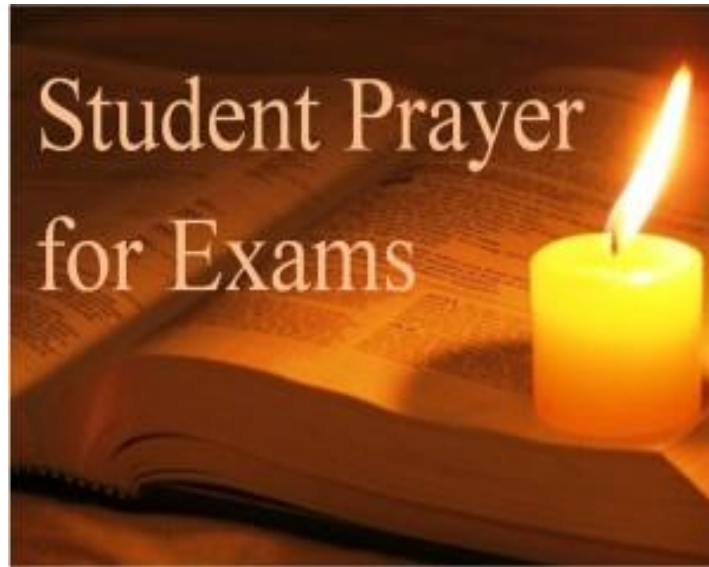
A winner is a dreamer who never gives up
— Nelson Mandela

HOW TO PREPARE FOR AN EXAM

This article was created by a professional writer and edited by experienced copy editors, both qualified members of the Demand Media Studios community.

- 1** Spend time practicing and studying as early and as much as you can. Setting aside a certain time each day, is best.
- 2** Force yourself to spend small increments of time studying every day for at least one week before the exam.
- 3** Take advantage of all pretest material your teacher makes available. They know what they are going to test you on and should be giving you information to use accordingly.
- 4** Attend any available review sessions even if you feel you don't really need it.
- 5** Plan your week before the exam to be sure you have plenty of time to study.
- 6** Ask your teacher to clear any uncertainties you have before the exam.
- 7** Sleep well the night before the exam and get a full eight hours.
- 8** Eat a good healthy breakfast the morning of your exam. This will help you wake up and get your brain moving.
- 9** Cram as much as possible the day of your exam to solidify any final ideas.
- 10** Do your best on the exam and do not put too much undue pressure on yourself to perform. You worked hard to get this far and can only do your best.

LET US PRAY



Lord Jesus,

As I now prepare for my exams, I ask you to grant me strength of mind and constant hope. Banish from my mind all fear, anxiety, regret and nervous distraction. May your gift of the Holy Spirit guide and enlighten my fragile mind. At this difficult time, give me the gift of self-confidence and an assurance that you will hear my prayer, answer my need and continue to guide me as I pursue life's journey.

I ask this prayer through Christ Our Lord.

Amen.

**16 May
Friday**

AFRIKAANS P2

Letterkunde en transaksionele skryfwerk:

AL DIE WERK WAT JY GEDOEN HET, JY KAN NIKS UITLOS NIE.

Kortverhale:

- Valentynsdag in Sweef (Notas in jou skrif, werkkaart en Afrikaans Handbook and Study Guide bl 85 - 86)
- Die Beursie in Sweef (Notas in jou skrif, werkkaart en Afrikaans Handbook and Study Guide bl 86 - 86)
- Buffels (Afrikaans sonder grense)

Gedigte:

- Muskiete jag
- Slaptjips op Leeustraaf
- Alle aantekeninge oor gedigte in jou werkboek en uitdeelstukke
- Notas en werkkaarte in jou skrif en Afrikaans Handbook and Study Guide bl 87 – 89
- Uitdeelstuk oor poëtiese terme

Transaksionele skryfwerk:

- Die e-pos (Notas in jou skrif en Afrikaans Handbook and Study Guide bl 81)
- Die dagboekinskrywing (Notas in jou skrif en Afrikaans Handbook and Study Guide bl 76)
- Aanwysings
- Advertensie (Notas in jou skrif en Afrikaans Handbook and Study Guide bl 80)
- Dialoog (Notas in jou skrif en Afrikaans Handbook and Study Guide bl 79)
- Al die aantekeninge in jou werkboek

**23 May
Friday**

ENGLISH P2

Paper 2: Scope (80 Marks)

Time: 2 Hours

SECTION A

STUDY the following ESSAY formats (200–250 words)

- ❖ Narrative essay
- ❖ Descriptive essay

Study the following TRANSACTIONAL TEXTS formats (140–160 words):

- ❖ Friendly Letter
- ❖ Dialogue
- ❖ Formal Letter

Requirements:

- Include a **clear plan** (e.g., mind map or bullet points).
- Use correct **format, tone, and paragraphing** for each writing type.
- Proofread for **grammar, spelling, and punctuation**.

4 June Wednesday	NS – LIFE SCIENCES
-----------------------------	---------------------------


LIFE AND LIVING	
• Photosynthesis	p 2
• Respiration	p 11
• Interactions & interdependence	p 15
• Ecology	p 16
• Ecosystems	p 18
• Feeding relationships	p 22
• Food chains and food webs	p 28
Study all handouts and class work that was done.	

4 June Wednesday	NS – PHYSICAL SCIENCES
-----------------------------	-------------------------------

(50 marks, 1,5 hours)	
Atoms Elements Compounds Mixtures of elements and compounds	Particle model of matter Change of phase Density, mass and volume Expansion and contraction of materials Chemical reactions

5 June Thursday	AFRIKAANS P1
----------------------------	---------------------

<ul style="list-style-type: none"> • Begripstoets / Visuele Geletterdheid / Opsomming • Taal: <ul style="list-style-type: none"> ○ Meervoude (Afrikaans Handbook and Study Guide, p 8 - 9) ○ Verkleining (Afrikaans Handbook and Study Guide, p 10 - 11) ○ Trappe van Vergelyking (Afrikaans Handbook and Study Guide, p 12 - 13) ○ Byvoeglike Naamwoorde (Afrikaans Handbook and Study Guide, p 14) ○ Geslag (Afrikaans Handbook and Study Guide, p 16) ○ Woordorde (Afrikaans Handbook and Study Guide, p 18) ○ Leestekens (Afrikaans Handbook and Study Guide, 19) ○ Tye (Afrikaans Handbook and Study Guide, p 20 - 23) ○ Voegwoorde (Afrikaans Handbook and Study Guide, p 24 - 27) ○ Ontkennende Vorm (Afrikaans Handbook and Study Guide, p 28 - 30) ○ Voornaamwoorde (Afrikaans Handbook and Study Guide, p 31) ○ Direkte en Indirekte Rede (Afrikaans Handbook and Study Guide, p 36 - 37) ○ Voorsetsels (Afrikaans Handbook and Study Guide, 42-43) ○ Afkortings (Afrikaans Handbook and Study Guide, p 41) ○ Tyd en Getalle (Afrikaans Handbook and Study Guide, p 45) ○ Sinonieme en Antonieme (Afrikaans Handbook and Study Guide, p 46) ○ Intensiewe vorm (Afrikaans Handbook and Study Guide, p 49) ○ Comprehension Skills (Afrikaans Handbook and Study Guide, p 61-65)
--

6 June Friday	LIFE ORIENTATION
<p>Marks:70 Marks EXAM WILL CONSIST OF 3 SECTIONS. SECTION A, B, AND C. IN SECTION C, YOU WILL HAVE THE OPTION TO DO ONE QUESTION FROM THE OPTIONS PROVIDED. ALL OF THE CONTENT LEARNED IN TERM 1 AND TERM 2 WILL BE ASSESSED</p> <p>Term 1:</p> <ul style="list-style-type: none"> - Development of self - World of work <p>Term 2:</p> <ul style="list-style-type: none"> - World of work - Health, social, and environmental responsibility 	
	

9 June Monday	MATHEMATICS P1		
PAPER 1	90 min	75 marks	➤ NO CALCULATORS ALLOWED!
WHOLE NUMBERS	Order of Operations Properties of whole numbers, of 1 and 0 Factors and Multiples Prime numbers and prime factors HCF and LCM (Use the ladder method)		
INTEGERS	Mixed operations with integers Squares, cubes and roots of Integers		
EXPONENTS	Laws and properties of exponents (apply in algebra) Scientific notation		
NUMERIC AND GEOMETRIC PATTERNS	Different types of number patterns General Rules (start with $T_n = \dots$) Geometric Patterns		
FUNCTIONS AND RELATIONSHIPS	Finding the input and output values Finding the rule (start with $y = \dots$)		
ALGEBRAIC EXPRESSIONS	Further concepts (Expressions, terms and coefficients) Translating into algebra Simplifying expressions: adding and subtracting (like and unlike terms), multiplication and division Raising powers to higher powers Multiplication with distributive law Squares, cubes and roots of expressions Substitution		
ALGEBRAIC EQUATIONS	Solving equations Solving equations with brackets and fractions in word problems		

11 June
Wednesday

EMS – ACCOUNTING

Total Marks: 50

Time: 1 Hour


1. Accounting Theory (10 marks)

Topics to Study:

- Purpose of Accounting
- Basic Accounting concepts (e.g. assets, liabilities, income, expenses)
- Source documents and their uses
- The Accounting Equation (basic understanding)

Study Tips:

- Know definitions and give examples.
- Understand why businesses keep records.



2. General Ledger (20 marks)

Topics to Study:

- Format of ledger accounts
- Posting from Journals (CRJ and CPJ) to General Ledger
- Rules for debits and credits
- Balancing ledger accounts

Study Tips:

- Practice posting entries from the Cash Journals to ledger accounts.
- Revise debit and credit rules for different accounts (Assets, Liabilities, etc.)

3. Trial Balance (20 marks)

Topics to Study:

- Purpose of a Trial Balance
- How to prepare a Trial Balance from ledger balances
- Identifying errors (e.g. totals not balancing)

Study Tips:

- Practice extracting balances from General Ledger accounts.
- Make sure you can format and total a Trial Balance correctly.

11 June
Wednesday

EMS – BUSINESS STUDIES

1. Multiple choice (all topics for term 1 and 2)
2. True or false
3. Standard of living
4. Markets
5. Factors of production

12 June
Thursday

ENGLISH P1

TOTAL MARKS: 60
TIME: 2 HOURS

SECTION A: COMPREHENSION (20 MARKS)

Skills to Practice:

- Understanding and interpreting a factual article
- Identifying the main idea of a paragraph
- Quoting relevant phrases to support answers
- Giving personal opinions based on the text
- Distinguishing between fact and opinion
- Applying critical thinking to real-world issues (e.g., cellphone and internet use among teens)

What to Study:

- Reading strategies: Skimming, scanning, and close reading
- Practice reading comprehension passages and answering higher-order questions
- Understanding tone, intention, and argument

SECTION B: VISUAL LITERACY (10 MARKS)

Skills to Practice:

- Interpreting advertisements and visual texts
- Understanding layout, font, logos, and slogans
- Linking images and text to target audiences
- Explaining persuasive techniques

What to Study:

- Different types of visual texts (ads, posters, cartoons)
- How to identify the purpose of a visual
- Analyzing how visuals appeal to specific audiences

SECTION C: LANGUAGE IN CONTEXT (20 MARKS)

Skills to Practice:

- Parts of speech (adverbs, articles, adjectives, nouns, etc.)
- Sentence construction (tag questions, direct/reported speech)
- Identifying and using clauses correctly
- Understanding prefixes, suffixes, and hyphens
- Using correct punctuation and grammar rules

What to Study:

- Grammar rules (especially for adjectives, articles, plural forms, and tenses)
- Reported speech: Learn how to convert direct speech correctly
- Sentence types: Statements, questions, commands, exclamations
- Practice grammar exercises in context

SECTION D: SUMMARY (10 MARKS)

Skills to Practice:

- Summarizing a factual passage
- Identifying main ideas and key points
- Writing in your own words
- Keeping to a word limit (90 words max)
- Writing in one fluent paragraph


What to Study:

- Practice reading articles and extracting key points
- Avoiding repetition and unnecessary details
- Keeping summaries concise and informative

✓ **STUDY TIPS:**

- Review all class notes and previous comprehension texts.
- Practice with past papers and time yourself.
- Work on vocabulary to better understand texts.
- Ask someone to quiz you on language rules and definitions.
- Practice writing summaries from news articles or textbook extracts.

13 June Friday		MATHEMATICS P2		
PAPER 2	60 min	50 marks	➤ REMEMBER YOUR CALCULATOR!	
WHOLE NUMBERS	The number system (classify numbers)			
	Ratios (simplify, equivalent ratios and divide by ratio) Rates			
	Percentages Increase and decrease by percentage Reversing in increase and decrease Percentage change			
	Currency Simple Interest and Hire Purchase			
COMMON FRACTIONS	Operations with fractions Squares, cubes and roots of fractions			
PROBABILITY	The probability of scale Theoretical probability Empirical probability (RF)			

17 June Tuesday	SS – HISTORY
1H30 ; 80 MARKS	
INDUSTRIALIZATION LABOUR, RESISTANCE, INDENTURED LABOUR MINERALS: GOLD AND DIAMOND MINING BRITAIN, DIAMOND MINING BATTLE OF ISANDLWANA	
Q1 TRUE OR FALSE Q2 DEFINITIONS Q3 SHORT QUESTIONS Q4 SOURCE BASED QUESTION Q5 PARAGRAPH	

17 June Tuesday	SS – GEOGRAPHY
THEORY	MAPWORK
<ul style="list-style-type: none"> • The globe <ul style="list-style-type: none"> ○ Hemispheres ○ World Time ○ International Date Line • Elements of Weather <ul style="list-style-type: none"> ○ Temperature ○ Humidity ○ Precipitation ○ Rain ○ Wind and wind direction ○ Climate graphs • Factors that influence temperature <ul style="list-style-type: none"> ○ Earth's rotation around its axis (day and night) + Climate Regions of the world ○ Influence of a tilted axis (unequal lengths in day and night) ○ Seasons ○ Distance from the sea ○ Ocean currents 	<ul style="list-style-type: none"> • Distance <ul style="list-style-type: none"> ○ Measurement ○ Conversion • Direction • Scale <ul style="list-style-type: none"> ○ Types ○ Interpretation (big scale/ small scale) ○ Scale conversion (word to ratio and ratio to word) • Co-ordinates <ul style="list-style-type: none"> ○ theory ○ determine degrees & minutes

18 June Wednesday	TECHNOLOGY – GR 8A and 8N
Microsoft Word Course 1, 2 and 3 as per Techways	

19 June Thursday	CREATIVE ARTS
Drama: Unit 1 – 2	Page 32 - 43
Drama: Unit 1 – 7	Page 114 - 125
Visual Arts: Unit 1 - 5	Page 68 - 82
Visual Arts: Unit 1 - 4	Page 154 - 166

20 June Friday	TECHNOLOGY – GR 8S
Microsoft Word Course 1, 2 and 3 as per Techways	

GOOD LUCK



It starts with a dream.
Add faith,
and it becomes a belief.
Add action,
and it becomes a part of life.
Add perseverance,
and it becomes a goal in sight.
Add patience and time,
and it ends
with a dream come true.

By Doe
Zacamat

happinesinyourlife.com