

Day 8

This is today's work.






Our father who art in heaven,
Hallowed be thy name
Thy kingdom come
Thy will be done on earth as it is in heaven
Give us this day our daily bread
And forgive us our trespasses
as we forgive those who trespass against us
Lead us not into temptation
But deliver us evil
For thy is the kingdom the power and the glory
For ever and ever



Day 8

Mathematics activities


- Hug your knees for 15 counts, relax , repeat five times.
- Rub your ears five times.
- Look to your left for five counts, look to your right for five counts. Repeat 3 times.
- How many do you see?

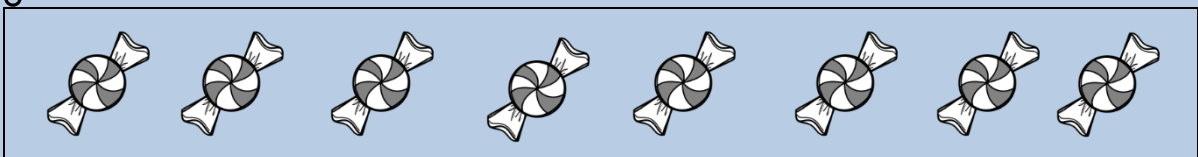
- If you see 5 ducks, how many duck feet do you see?



- There are 6 birds in the tree. 3 flies away. How many are left?



- I have 8 sweeties. I must share with my brother. How many will each get?



Language activities

- Look at the picture. Listen to the sentences and say which is the correct sentence.



The lion is big.
The bear is big.



The cake has 10 candles.
The cake has 5 candles.



The girl is sad.
The girl is happy.

- Listen to the sentence and repeat.
 - I read a book.
 - I read a storybook.
 - I read a nice storybook.
 - I read a nice storybook about a princess.
 - I read a nice storybook about a princess who loved her doll.
- Read all the words out loud.

I	am	the	be
with	on	you	and
then	her	his	but

Fun activities

- Play "I spy with my little eye".
- Draw pictures on a piece of paper. Cut them out and make your own puppet show.
- Watch the video (copy and paste the link). Maybe you can try some of the activities.


<https://www.facebook.com/1301580306/videos/10222203460937759>

- Recipe for play dough.
 - 250 ml cake flour
 - 100 ml salt
 - 15 ml cream of tartar
 - 250 ml water
 - 15 ml oil
 - Few drops of food colouring

Place all the dry ingredients in a pot. Add water, oil and food colouring. Stir in pot while heating and all moisture is absorbed. Using a wooden spoon will help. The dough will form a lump. Be careful it is very hot. Knead until dough has cooled down and has a soft texture. Let it cool down before you put it in a plastic bag. The dough keeps for a while if it is stored in a plastic bag or airtight container.

Treat others the way you want to be
treated!


Love you lots



(If you have a printer you can print these out to do at home.)

Do the sums.

$10 - 3 =$	$8 - 3 =$	$9 - 3 =$	$7 - 3 =$
$3 + 7 =$	$5 + 3 =$	$6 + 3 =$	$4 + 3 =$
$7 + 3 =$	$3 + 5 =$	$3 + 6 =$	$3 + 4 =$
$8 - 1 =$	$9 - 1 =$	$5 - 1 =$	$3 - 1 =$
$1 - 1 =$	$8 - 8 =$	$4 - 3 =$	$6 - 1 =$



- ☺ Colour the square green.
- ☺ Colour the circle red.
- ☺ Colour the rectangle blue.
- ☺ Colour the triangle yellow.
- ☺ Colour the oval orange.
- ☺ Colour the star yellow.

Trace over the words. Hold a tissue in your writing hand.

