


GRADE 11



HIGH SCHOOL

JUNE EXAMS

2025



JUNE EXAM TIMETABLE 2025

Date	Grade 8	Grade 9	Grade 10	Grade 11	Grade 12
Friday 16/05	Afrikaans P2	Afrikaans P2	Afrikaans P3	Afrikaans P3	Afrikaans P3
Friday 23/05	English P2	English P2	English P3	English P3	English P3
Friday 30/05	school day	school day	school day	school day	Accounting P1
Monday 2/06	Self-defence w/shop	Maths P1	Dramatic Arts History	Afrikaans P2	Maths P1 MLit P1
Tuesday 3/06		English P1	Business Studies P1	English P2	Afrikaans P2
Wednesday 4/06	NS – PS NS – LS		Afrikaans P2	Geography	Accounting P2
Thursday 5/06	Afrikaans P1	SS – Geography SS – History	CAT P1 Phys Sciences	Maths P1 MLit P1	Life Sciences
Friday 6/06	SCHOOL'S BIRTHDAY MASS				
	Life Orientation	Technology 9V	Life Orientation	Life Orientation	Life Orientation
Monday 9/06	Maths P1	NS – PS NS – LS	CAT P2	Consumer Studies	Maths P2 MLit P2
Tuesday 10/06		Creative Arts (theory)	English P2	English P1	Business Studies P1
Wednesday 11/06	EMS (BS) EMS (Acc)		Afrikaans P1	Accounting P1	English P2
Thursday 12/06	English P1	EMS (BS) EMS (Acc)		Maths P2 MLit P2	Geography P1
Friday 13/06	Maths P2	Technology – 9M and 9T	Maths P1 MLit P1	Dramatic Arts CAT P1	History P1 Phys Sciences P1
Monday 16/06	YOUTH DAY				
Tuesday 17/06	SS – Geography SS – History	Maths P2	Maths P2 MLit P2	History P1 Phys Sciences P1	Geography P2
Wednesday 18/06	Technology – 8A and 8N	Afrikaans P1	English P1	Business Studies P1	English P1
Thursday 19/06	Creative Arts (theory)	Life Orientation	Business Studies P2	CAT P2 History P2 Phys Sciences P2	
Friday 20/06	Technology 8S Class for 8A and 8N	Class	Life Sciences	Life Sciences	Dramatic Arts CAT P1
Monday 23/06	Class	Class	Accounting	Afrikaans P1	CAT P2 History P2 Phys Sciences P2
Tuesday 24/06	Class	Class	Consumer Studies	Business Studies P2	Afrikaans P1
Wednesday 25/06	Class	Class	Geography		Business Studies P2
Thursday 26/06	Class	Class		Accounting P2	Consumer Studies
Friday 27/06	Class	Class	Dramatic Arts (Practical)	Dramatic Arts (Practical)	Dramatic Arts (Practical)

LOGISTICS

1. As from 2 June, you will be writing exams up to and including 27 June.
2. If you are writing, ensure that you are at school by 7h30.
3. After line-up, go immediately to your scheduled venue. The session will end at 11h00. Teachers will be available from 11h00 to 12h00 to assist any learner with content queries.
4. You may leave immediately after the session. The front gate will close at 12h00.
5. If you are still at school by 12h00, you must go to the hall for **STUDY**. Study ends at 14h00.
6. If you are still at school by 14h00, you must go to the Visagie Street entrance and wait for your transport there.
7. Gr 10 to 12 exam venues will be on the upper floor. It is important that you check on the board closest to the main entrance gate for your name. There you will find venue, row and seat.
8. On days that no exam has been scheduled for a specific subject, learners who attend that subject may stay at home. However, if that learner wishes to study at school, the Boardroom is available.

EXAM RULES

- 1) You must use your own stationery (2 blue pens, 2 HB pencils, eraser, sharpener, stapler, staples and ruler). No bags or pencil cases are allowed. You may use a transparent bag.
- 2) Make sure you have all you need for the subject you are writing e.g. calculator, protractor, etc.
- 3) No tip-ex is allowed.
- 4) Once in the exam venue:
 - You may not talk.
 - You may not eat or drink.
 - You may not walk around.
 - You may not go to the toilet once the session has started.
 - Just before the session starts, you must put your belongings in the front of the class.
 - Random learners will be checked for anything that might deem irregular.
 - If you feel more comfortable, you may wear your tracksuit.
 - Phones must be switched off and in your bag.
 - Wrist watches must be placed in your bag.
- 5) If you cheat:
 - invigilator must write “cheating” on current answer sheet and take it away.
 - invigilator must issue a new answer booklet or clean writing paper for you to start over.
 - you will not be given extra time to complete exam.
 - The vice-principal or principal will be notified immediately after the session ends.
 - further disciplinary measures will take place.
- 6) If you are absent:
 - a doctor’s letter is essential.
 - if it is possible, it will be written on the day you return to school.



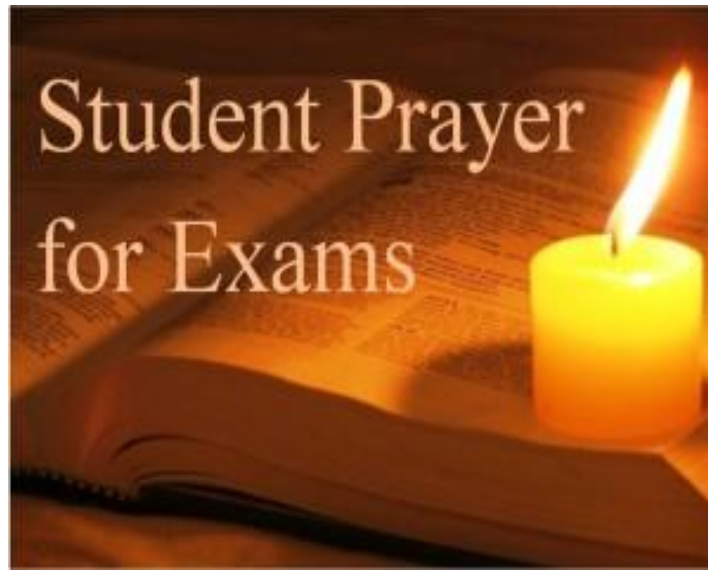
A winner is a dreamer who never gives up
— Nelson Mandela

HOW TO PREPARE FOR AN EXAM

This article was created by a professional writer and edited by experienced copy editors, both qualified members of the Demand Media Studios community.

- 1** Spend time practicing and studying as early and as much as you can. Setting aside a certain time each day, is best.
- 2** Force yourself to spend small increments of time studying every day for at least one week before the exam.
- 3** Take advantage of all pretest material your teacher makes available. They know what they are going to test you on and should be giving you information to use accordingly.
- 4** Attend any available review sessions even if you feel you don't really need it.
- 5** Plan your week before the exam to be sure you have plenty of time to study.
- 6** Ask your teacher to clear any uncertainties you have before the exam.
- 7** Sleep well the night before the exam and get a full eight hours.
- 8** Eat a good healthy breakfast the morning of your exam. This will help you wake up and get your brain moving.
- 9** Cram as much as possible the day of your exam to solidify any final ideas.
- 10** Do your best on the exam and do not put too much undue pressure on yourself to perform. You worked hard to get this far and can only do your best.

LET US PRAY



Lord Jesus,


As I now prepare for my exams, I ask you to grant me strength of mind and constant hope. Banish from my mind all fear, anxiety, regret and nervous distraction. May your gift of the Holy Spirit guide and enlighten my fragile mind. At this difficult time, give me the gift of self-confidence and an assurance that you will hear my prayer, answer my need and continue to guide me as I pursue life's journey.

I ask this prayer through Christ Our Lord.

Amen.

16 May Friday	AFRIKAANS P3
Leer formaat van kort en lang transaksioneel (Handbook & Study Guide p74 - 81) asook opstel	

23 May Friday	ENGLISH P3
Paper 3 <ul style="list-style-type: none"> ➤ Essay ➤ Transactional(Two writing pieces) <ul style="list-style-type: none"> • Formal Letter • Informal Letter • Speech • Dialogue • Review – Book, Restaurant, Film • Article – Newspaper/ Magazine • Interview • Obituary 	<u>Handbook and Study Guide</u>

2 June Monday	AFRIKAANS P2
Kortverhale <ul style="list-style-type: none"> • Die verneukkind • Die geskenk • Bodyguards • Koning van die townships Gedigte <ul style="list-style-type: none"> • Die snoek • Oppie Cape Flats • Treinrit • Katie Melua GEDIGTE	

3 June Tuesday	ENGLISH P2
PAPER 2 <ul style="list-style-type: none"> ✚ Unseen poem ✚ Two seen poems (one from term 1 and One from term 2) one of these will be an essay ✚ Essay (SHORT STORY) ✚ Contextual (<u>Macbeth</u>) 	Notes

4 June Wednesday	GEOGRAPHY		
Marks:150 Duration: 3hours	Q1: 60 Marks (Climate and weather) Q2: 60 marks (Geomorphology) Q3: 30 Marks Mapwork		
THEORY	MAPWORK		
1) Atmosphere <ul style="list-style-type: none"> • Heating of the atmosphere • Earths energy balance (Energy surplus and deficit) • Air circulation <ul style="list-style-type: none"> - Characteristics of HP and LP - Global (Tri-cellular Model) - Geostrophic flow - Regional (Monsoon, Fohn) - Local (Valley, Berg) • Ocean currents (Surface and Deep water) • Africa’s weather and climate (Incl. Climate Regions) • El Nino and La Nina • Drought and desertification • Synoptic weather maps 	<ul style="list-style-type: none"> • Scale • Distance • TB, MB and MD • Direction • Co-ordinates • Map references (Topographic and Orthophoto) • Area • Types of photos • Topographic maps (symbols, interpretation, calculations) • Aerial photos (theory + interpretation (tone, texture, size pattern, etc.) • Cross Section • Vertical exaggeration • Inter-visibility • Gradient • Landforms • Slopes • Contours, heights • GIS (Gr. 10 and 11 work, incl.) <ul style="list-style-type: none"> ○ Remote sensing (lights, camera, action) (active and passive RS) ○ Resolution (Spatial, Spectral, Temporal) ○ Layering ○ Buffering ○ False colour and true colour images 		
2) Geomorphology <ul style="list-style-type: none"> • Intrusive and Extrusive Igneous Activity • Topography associated with horizontal layered rock <ul style="list-style-type: none"> - Landforms - Weathering Processes • Topography associated with inclined strata <ul style="list-style-type: none"> - Landforms - Weathering Processes • Topography associated with massive igneous rocks <ul style="list-style-type: none"> - Landforms - Weathering Processes • Slope elements • Mass movement and human response 			

5 June Thursday	MATHEMATICS P1		
100 marks (2 h)	Topic	Chapter	Total marks
	Equations and Inequalities	1	45 ± 3
	Exponents	2	30 ± 3
	Functions (Grade 10)	Gr 10	25 ± 3
	Functions (Grade 11) – will depend on how much we have covered. To be confirmed.	4	
			100

5 June Thursday	MLIT P1
----------------------------	----------------

Paper 1 – 75 marks (1½ hrs)

1.	Finance <ul style="list-style-type: none"> • Financial documents • Taxation (UIF and VAT) • Tariff systems • Patterns and relationships (graphs) 	Study all the work in your booklet (TERM 1 and TERM 2)
2.	Data handling <ul style="list-style-type: none"> • Collecting data • Classifying and organising data • Summarising data • Representing data (graphs) 	

Additional information:

- There will be a probability question in paper 1 and 2
- Go through all the definitions.
- Use your Examination Aid books to revise and practise!!

*You will only learn something if you DO it.
Just reading the notes won't help.
So go practice!*

6 June Friday	LIFE ORIENTATION
--------------------------	-------------------------

TERM 1

Week 1-3 Development of self in society. (ALL)

- **Goals and goal setting**
- Plan and achieve life goals:

Define the following concepts:

- Goals
- Goal setting
- **Identify** the types of goals: • Short-term, • Medium-term, • Long-term
- Steps in planning and goal-setting, problem-solving skills, perseverance and persistence
- **Evaluate** the importance of prioritising life goals, e.g. family, parenting, marriage, career choices and relationships.
- **Analyse** the relationship between personal values, choices and goal setting

Relationships

- Relationships and their influence on own well-being
- **Explain** how relationships can influence and are influenced by on own well-being
- **Discuss** the different types of relationships with different people/ groups and their changing nature.

- **Discuss** the different types of relationships with different people/ groups and their changing nature
- **Critically analyse the impact** of the media on values and beliefs about relationships

Careers and career choices. (All)

- **Explore requirements for admission to additional and higher education courses at:**
 - Universities of Technology
- **Explain** the purpose of the National Benchmark Tests (NBTs) Technical and Vocational Education and Training (TVET) colleges.

Financial assistance

- **Explore options for financial assistance:**
 - Bursaries (Example: NSFAS, Funza Lushaka, and other)
 - Study loans
 - Scholarships
 - Learner-ships
 - Sector Education and Training Authorities (SETAs)
- **Outline the obligations in terms of financial arrangements**

Week 7-11: Lesson 1 to 4 Democracy and human rights

TERM 2

Development of self in society (All)

Week 1-4 Lessons 1 to 4:

Gender-based violence in SA and the world - Different forms of violence and the causes

- Domestic violence
- Physical abuse / Emotional abuse
- Femicide
- Sexual violence, rape
- Mental abuse / incest
- Unequal power relation
- Power balance and power struggles
- Power inequality – cultural norms
- Sexual harassment in workplace setting

Factors that contribute to GBV.

Social and environmental Responsibility

Week 5 -8 lessons 1 to 4

**9 June
Monday**

CONSUMER STUDIES

TERM 1:

- Design elements and principles: colour theory
- Design elements: line, shape, form, space, colour and texture.
- Design principles: proportion, balance, rhythm, harmony, emphasis
- Application of design elements and principles:
- Clothing and interior design.
- Fabric properties

- Fabric finishes (**match the column only**)

TERM 2:

- Nutrition functions and sources: protein, carbohydrates and fats
- Functions and sources of minerals
- Functions and sources of vitamins
- Nutritional needs of different consumer groups – young adults
- Food fortification
- Food contamination
- Housing and interior: space planning, types of floor plans, different symbols on house plans
- Evaluation criteria when purchasing furniture.

10 June Tuesday	ENGLISH P1	
PAPER 1	<ul style="list-style-type: none"> • Comprehension - 30 • Summary - 10 • Cartoons - 10 <ul style="list-style-type: none"> ▪ Body Language ▪ Verbal clues ▪ Direct and Speech • Advertisement - 10 <ul style="list-style-type: none"> ▪ AIDA principals • Editing - 10 <ul style="list-style-type: none"> ▪ Spelling ▪ Punctuation ▪ Active and Passive voice ▪ Easily confused words ▪ Word classes/Parts of Speech ▪ Sentence structure ▪ Sentence Structure – Simple, complex compound 	<u>Handbook and Study Guide</u> Notes

11 June Wednesday	ACCOUNTING P1	
<u>150 MARKS: 2 HOURS</u>		
<u>QUESTION 1: 50 MARKS:</u> GAAP Principles and statement of comprehensive income		
<u>QUESTION 2: 40 MARKS:</u> Partnerships: Notes and financial statements		
<u>QUESTION 3: 45 MARKS:</u> Analysing and interpretations		
<u>QUESTION 4: 15 MARKS:</u> Problem solving		

12 June Thursday		MATHEMATICS P2		
100 marks (2 h)	Topic	Chapter	Total marks	
	General Trigonometry	5	27 ± 3	
	Analytical Geometry	8	27 ± 3	
	Euclidean Geometry (Including the theory of all 6 examinable proofs)	9	46 ± 3	
			100	

12 June Thursday		MLIT P2		
Paper 2 – 75 marks (1½ hrs)				
1.	Measurement <ul style="list-style-type: none"> • Converting between units • Perimeter and area (2D) • Volume and Total surface area (3D) 	Study all the work in your booklet (TERM 1 and TERM 2)		
2.	Maps and plans <ul style="list-style-type: none"> • Scales – number and bar scales • Different types of maps • Layouts 			

Additional information:

- There will be a probability question in paper 1 and 2
- Go through all the definitions.
- Use your Examination Aid books to revise and practise!!

You will only learn something if you **DO** it.
Just reading the notes won't help.
So go practice!

13 June Friday		DRAMATIC ARTS	
Journey 5 – Realism in theatre		Page 94 - 117	
Journey 6 – South African Theatre		Page 118 - 165	
Play text 1: <i>The Island</i>		Text + Notes provided	
Play text 2: <i>A Doll's House</i>		Text + Notes provided	

13 June Friday	CAT P1
<p><u>Term 1</u> Word Processing Module 3.1 Module 3.2 Module 3.3 Module 3.4 Module 3.5</p> <p>Spreadsheets Module 4.1 Module 4.2 Module 4.3</p> <p>Databases Module 5.1 Module 5.2 Module 5.3 Module 5.4</p> <p><u>Spreadsheets</u> Module 4.1 Module 4.2 Module 4.3</p> <p><u>HTML/Web design</u> Module 6.1</p>	

17 June Tuesday	HISTORY P1
<p>3 HOURS - 150 MARKS</p> <p>SOURCE: STALIN'S 5 YR PLANS NEW DEAL [50]</p> <ul style="list-style-type: none"> • ESSAY: LENIN ECO POLICIES • GREAT DEPRESSION & WALL STREET [50] 	

17 June Tuesday	PHYSICAL SCIENCES P1
<p>Paper 1 – Physics: 100 Marks, 2 hours. Vectors in two – dimensions. Newton's laws. Newton's law of universal gravitation. Electrostatics. Electromagnetism. Electric circuits.</p>	

18 June Wednesday	BUSINESS STUDIES P1
<ul style="list-style-type: none"> • Business environments: • Challenges, influences and adapting to the challenges • Contemporary socio economic issues • Business sectors • Marketing – only the following units: 10.1-10.5 • Production – only the following units: 11.2. 11.3 and 11.4 	

19 June Thursday	HISTORY P2
<p>3 HOURS – 150 MARKS</p> <p>SOURCE: AFRIKANER NATIONALISM [50] ESSAY: AFRICAN NATIONALISM [50]</p>	

19 June Thursday	CAT P2
<p><u>Theory: Paper 2</u></p> <p>Term 1</p> <p>System Technologies</p> <p>Module 1.1</p> <p>Module 1.2</p> <p>Module 1.3</p> <p>Network and Internet Technologies</p> <p>Module 2.1</p> <p>Module 2.2</p> <p>Term 2</p> <p>Module 1.1</p> <p>Module 1.2</p> <p>Module 1.3</p> <p>Module 2.1</p> <p>Module 2.2</p> <p>Module 7.1</p>	



19 June
Thursday

PHYSICAL SCIENCES P2

Paper 2 – Chemistry: 100 marks, 1 hour.

Grade 10 Content

Naming compounds

Balancing equations

Lewis structures

Electron configuration & Aufbau diagrams

Isotopes

Chemical bonding: Covalent bonding Ionic bonding

Grade 11 Content

Atomic combinations.

Intermolecular forces.

20 June
Friday

LIFE SCIENCES

ONE PAPER 150 MARKS 2 HOURS 30 MINUTES

- Micro-organisms
- Basic structure and general characteristics
- Symbiotic relationships
- Immunity, including plants and animals' immune responses against the infecting micro-organisms
- Process of photosynthesis
- Aerobic respiration
- Animal nutrition including Human nutrition
- The process of ingestion, digestion, absorption, assimilation and egestion and the significance of each
- Grouping of Bryophytes and Pteridophytes, Gymnosperms and Angiosperms
- Asexual and sexual reproduction
- Flowers as reproductive structures
- The concept of a phylum in animals
- Relationship between body plan and grouping of animals in phyla
 - Six animal phyla:
 - Porifera
 - Cnidaria
 - Platyhelminthes
 - Annelida
 - Arthropoda
 - Chordata
- Homeostatic control

23 June
Monday


AFRIKAANS P1


- Vraestel 1:
Afdeling A: Begripstoets
Afdeling B: Opsomming
Afdeling C: Taal
- Woordorde (Afrikaans Handbook and Study Guide, p18)
- Tye (Afrikaans Handbook and Study Guide, p20 – 23)
- Voegwoorde (Afrikaans Handbook and Study Guide, p24 – 27)
- Negatief/ Ontkennende vorm (Afrikaans Handbook and Study Guide, 28 – 30)
- Direkte en indirekte rede (Afrikaans Handbook and Study Guide, p36 tot 37)
- Lydende en bedrywende vorm (Afrikaans Handbook and Study Guide, p34 tot 35)
- Infinitief (Afrikaans Handbook and Study Guide, p40)
- Meervoud (Afrikaans Handbook and Study Guide, p8 – 9)
- Verkleining (Afrikaans Handbook and Study Guide, p 10 tot 11)
- Trappe van vergelyking (Afrikaans Handbook and Study Guide, p12 - 13)
- Byvoeglike naamwoorde (adjektiewe) (Afrikaans Handbook and Study Guide, p14)
- Voornaamwoorde (Afrikaans Handbook and Study Guide, p 31)
- Tyd en getalle (Afrikaans Handbook and Study Guide, p45)
- Sinonieme en antonieme (Afrikaans Handbook and Study Guide, p46)
- Vergelyking (Afrikaans Handbook and Study Guide, p 48)
- Intensiewe vorm (Afrikaans Handbook and Study Guide, p 49)
- Samestellings (Afrikaans Handbook and Study Guide, p50)
- Idiomatiese uitdrukkings (Afrikaans Handbook and Study Guide, p51)
- Afleidings
- Betreklke voornaamwoorde
- Deelwoorde
- Visuele geletterdheid woordeskat
- Opsomming formaat

24 June
Tuesday

BUSINESS STUDIES P2

- Avenues of acquiring a business
- Benefits of a company over other forms of ownership – NB for essay question
- Creative thinking AND problem solving
- Stress crisis and change management
- Professionalism and ethics.


Don't Stress.
Do Your Best.
Forget the Rest.

26 June Thursday	ACCOUNTING P2
<u>150 MARKS: 2 HOURS</u>	
<u>QUESTION 1: 40 MARKS</u>	
<p>Topic: Bank reconciliation</p> <ul style="list-style-type: none"> • Theory • Process of bank reconciliation (Journals, Bank account and BRS) 	
<u>QUESTION 2: 25 MARKS</u>	
<p>Topic: Creditors reconciliation</p> <ul style="list-style-type: none"> • Theory • Creditors reconciliation (Creditors ledger and CRS) 	
<u>QUESTION 3: 50 MARKS</u>	
<p>Topic: Fixed Assets:</p> <ul style="list-style-type: none"> • Calculate depreciation • General Ledger accounts: <ul style="list-style-type: none"> - Asset disposal • Note 3: Fixed assets • Internal control of assets 	
<u>QUESTION 4: 35 marks</u>	
<p>Topic: Inventory Valuation: Periodic Inventory System</p>	

27 June Friday	DRAMATIC ARTS (PRACTICAL)
As discussed in class	

GOOD LUCK

