


# GRADE 11



## HIGH SCHOOL

## JUNE EXAMS

## 2024



# JUNE EXAM TIMETABLE 2024

Date	Grade 8	Grade 9	Grade 10	Grade 11	Grade 12
Friday 3/05	CLASS	CLASS	Afrikaans P3	Afrikaans P3	Afrikaans P3
Friday 10/05	CLASS	CLASS	English P3	English P3	English P3
Wednesday 22/05	CLASS	CLASS	CLASS	CLASS	English P2
Thursday 23/05	CLASS	Aptitude Test Gr 9P  CLASS for 9V and 9W	CLASS	Business Studies P1	Life Orientation
Friday 24/05	CLASS	Aptitude Test Gr 9V  CLASS for 9P and 9W	Afrikaans P1	Maths P1 MLit P1	Dramatic Arts CAT P1 History P1 Phys Sciences P1
Monday 27/05	CLASS	Aptitude Test Gr 9W  CLASS for 9P and 9V	Geography	Maths P2 MLit P2	CAT P2 History P2 Phys Sciences P2
Tuesday 28/05	English P1	Afrikaans P1	Life Orientation	Consumer Studies	Accounting P1
Wednesday 29/05	PUBLIC HOLIDAY – VOTING DAY				
Thursday 30/05	SS – Geography SS – History	NS – PS NS – LS	Life Sciences	English P2	Life Sciences
Friday 31/05	Afrikaans P1	Maths P1	Dramatic Arts CAT P1 History Phys Sciences	Business Studies P2	Maths P1 MLit P1
Monday 3/06	EMS (BS) EMS (Acc)	SS – Geography SS – History	CAT P2 Dramatic Arts (Prac)	Geography	Maths P2 MLit P2
Tuesday 4/06	Maths P1	English P1	Afrikaans P2	English P1	Business Studies P1
Wednesday 5/06	Creative Arts (theory)	Afrikaans P2	English P2	Afrikaans P2	Accounting P2
Thursday 6/06	Maths P2	Maths P2	Maths P1 MLit P1	Dramatic Arts CAT P1 History P1 Phys Science P1	Afrikaans P2
Friday 7/06	SCHOOL'S BIRTHDAY MASS				
	Afrikaans P2	Creative Arts (theory)	Business Studies P1	Accounting P1	Business Studies P2
Monday 10/06	NS – PS NS – LS	EMS (BS) EMS (Acc)	Maths P2 MLit P2	CAT P2 Dramatic Arts (Prac) History P2 Phys Sciences P2	English P1
Tuesday 11/06	Life Orientation	English P2	Business Studies P2	Accounting P2	Afrikaans P1
Wednesday 12/06	Technology – Gr 8B	Technology – Gr 9P	English P1	Life Sciences	Geography
Thursday 13/06	English P2	Technology – Gr 9V and 9W	Accounting	Life Orientation	Consumer Studies
Friday 14/06	Technology – Gr 8P and 8S	Life Orientation	Consumer Studies	Afrikaans P1	CAT PAT Dramatic Arts (Prac)

# LOGISTICS

	Gr 11
20 May to 22 May	Normal class timetable – end at 14h00
23 May to 14 June	Start with exam sessions – end at 11h00  On 23 May study will be in the hall from 12h30 to 14h00.  On 24 May study will be in the hall from 11h30 to 13h00.  From 27 May study will be in the hall from 12h00 to 14h00.

From 23 May

1. Ensure that you are at school by 7h30.
2. After line-up, go immediately to your venue. The session will end at 11h00.
3. You may leave immediately after the session. The front gate will close at 12h00.
4. If you are still at school by 12h00, you must go to the hall for **STUDY**. Study ends at 14h00.
5. If you are still at school by 14h00, you must go to the Visagie Street entrance and wait for your transport there.
6. Gr 10 to 12 exam venues: these will be mainly in the hall. It is important that you check on the board closest to the main entrance gate for your name. There you will find venue, row and seat.
7. On days that no exam has been scheduled for a specific subject, learners who attend that subject may stay at home. However, if that learner wishes to study at school, venue 16 (Mr Agyepong's classroom) is available.

# EXAM RULES

- 1) You must use your own stationery (2 blue pens, 2 HB pencils, eraser, sharpener, stapler, staples and ruler). No bags or pencil cases are allowed. You may use a transparent bag.
- 2) Make sure you have all you need for the subject you are writing e.g. calculator, protractor, etc.
- 3) No tip-ex is allowed.
- 4) Once in the exam venue:
  - you may not talk.
  - you may not eat or drink.
  - you may not walk around.
  - you may not go to the toilet once the session has started.
  - you may not have your cell phone on your person. Please label it with your name and place it in the box on the teacher's desk. You can collect it at the end of the session.
  - Just before the session starts, you must put your belongings in the front of the class.
  - Random learners will be checked for anything that might deem irregular.
- 5) If you cheat:
  - invigilator must write "cheating" on current answer sheet and take it away.
  - invigilator must issue a new answer booklet or clean writing paper for you to start over.
  - you will not be given extra time to complete exam.
  - Vice-principal or principal will be notified immediately after the session ends.
  - further disciplinary measures will take place.
- 6) If you are absent:
  - a doctor's letter is essential.
  - if it is possible, it will be written on the day you return to school.



# HOW TO PREPARE FOR AN EXAM

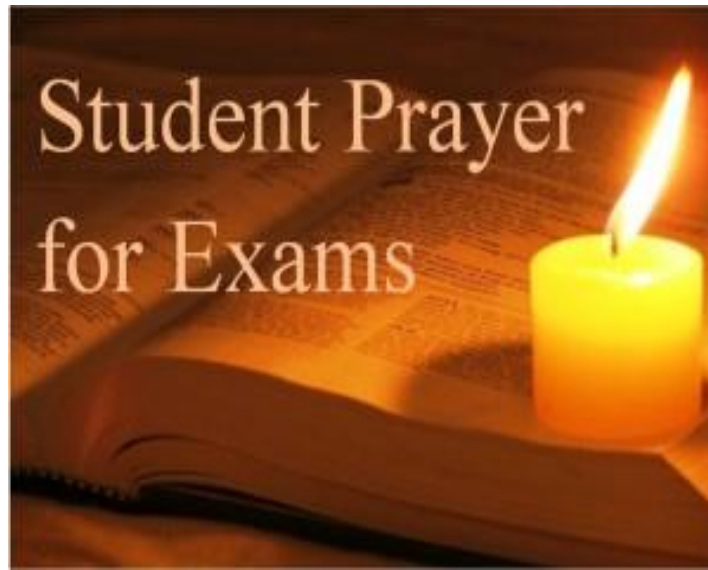
This article was created by a professional writer and edited by experienced copy editors, both qualified members of the Demand Media Studios community.

- 1 Spend time practicing and studying as early and as much as you can. Setting aside a certain time each day, is best.
- 2 Force yourself to spend small increments of time studying every day for at least one week before the exam.
- 3 Take advantage of all pretest material your teacher makes available. They know what they are going to test you on and should be giving you information to use accordingly.
- 4 Attend any available review sessions even if you feel you don't really need it.
- 5 Plan your week before the exam to be sure you have plenty of time to study.
- 6 Ask your teacher to clear any uncertainties you have before the exam.
- 7 Sleep well the night before the exam and get a full eight hours.
- 8 Eat a good healthy breakfast the morning of your exam. This will help you wake up and get your brain moving.
- 9 Cram as much as possible the day of your exam to solidify any final ideas.
- 10 Do your best on the exam and do not put too much undue pressure on yourself to perform. You worked hard to get this far and can only do your best.

*A winner is a dreamer who never gives up*

-- Nelson Mandela

## LET US PRAY



Lord Jesus,

As I now prepare for my exams, I ask you to grant me strength of mind and constant hope. Banish from my mind all fear, anxiety, regret and nervous distraction. May your gift of the Holy Spirit guide and enlighten my fragile mind. At this difficult time, give me the gift of self-confidence and an assurance that you will hear my prayer, answer my need and continue to guide me as I pursue life's journey.

I ask this prayer through Christ Our Lord.

Amen.

**3 May  
Friday**

**AFRIKAANS P3**

Leer formaat van kort en lang transaksioneel  
(Handbook & Study Guide p74 - 81) asook opstel

**10 May  
Friday**

**ENGLISH P3**

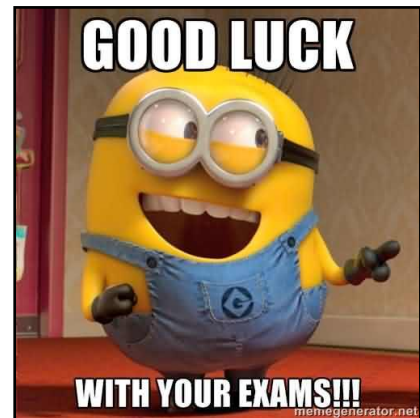
**ENGLISH HANDBOOK AND STUDY GUIDE and NOTES TAKEN IN CLASS**

- Essay
- Transactional (Two writing pieces)
  - Formal Letter
  - Informal Letter
  - Speech
  - Dialogue
  - Review – Book, Restaurant, Film
  - Article – Newspaper/ Magazine
  - Interview
  - Obituary

**23 May  
Thursday**

**BUSINESS STUDIES P1**

- Business environments:
- Challenges, influences and adapting to the challenges
- Contemporary socio economic issues
- Business sectors
- Marketing
- Production – **only defining production planning**  
**Unit 11.2**



**24 May  
Friday**

**MATHEMATICS P1**

Topic	Maks
Exponents and surds	±25
Equations and inequalities	±35
Functions	±40
	100 marks (2 hrs)

<b>24 May Friday</b>	<b>MATHEMATICAL LITERACY P1</b>
--------------------------	---------------------------------

**Study for Paper 1 & 2**

<b>1.</b>	Numbers and Calculations with numbers	Topic 2 p7 – 14
<b>2.</b>	Patterns, relationships and representations (graphs)	Topic 3 p15 – 35
<b>3.</b>	Conversions	Topic 3 p36 - 53

**Paper 1 – 75 marks (90 min)**

<b>1.</b>	<b>Finance (<math>\pm</math> 45 marks)</b> <ul style="list-style-type: none"> <li>• Financial documents</li> <li>• Taxation</li> <li>• Tariff systems</li> </ul>	Topic 7 p80 – 89 Topic 1 p91 – 96 Topic 2 p97 – 99 Topic 3 p100 – 107
<b>2.</b>	<b>Data handling (<math>\pm</math> 26 marks)</b> <ul style="list-style-type: none"> <li>• Collecting data</li> <li>• Classifying and organising data</li> <li>• Summarising data</li> <li>• Patterns, relationships and representations (graphs)</li> </ul>	Topic 4 p108 – 122  Topic 3 p15 – 35
<b>3.</b>	<b>Probability (<math>\pm</math> 4 marks)</b>	

**Notes:**


- Only study the work we covered in the notes.
- **The notes in your workbook is VERY important!!!**
- Go through all the definitions.
- Use your Examination Aid book to revise and practise!!



You will only learn something if you **DO** it. Just reading the notes won't help. So go practice!

<b>27 May Monday</b>	<b>MATHEMATICS P2</b>
--------------------------	-----------------------

Topic	Marks
Analytical geometry	$\pm$ 30
Trigonometry	$\pm$ 30
Euclidean geometry	$\pm$ 40
	100 marks (2 hrs)

  
**Don't Stress.  
 Do Your Best.  
 Forget the Rest.**



27 May  
Monday

## MATHEMATICAL LITERACY P2

### Study for Paper 1 & 2

1.	Numbers and Calculations with numbers	Topic 2 p7 – 14
2.	Patterns, relationships and representations (graphs)	Topic 3 p15 – 35
3.	Conversions	Topic 3 p36 - 53

### Paper 2 – 75 marks (90 min)

1.	<b>Measurement (<math>\pm</math> 41 marks)</b> <ul style="list-style-type: none"><li>• Converting between units</li><li>• Perimeter and area (2D)</li><li>• Volume and Total surface area (3D)</li></ul>	Topic 3 p36 - 53 Topic 5 p54 – 65 Topic 6 p66 - 79
2.	<b>Maps and plans (<math>\pm</math> 30 marks)</b> <ul style="list-style-type: none"><li>• Scales – number and bar scales</li><li>• Different types of maps</li><li>• Layouts</li></ul>	Topic 5 p123 – 131 Topic 2 p144 - 156
3.	<b>Probability (<math>\pm</math> 4 marks)</b>	

#### Notes:

- Only study the work we covered in the notes.
- **The notes in your workbook is VERY important!!!**
- Go through all the definitions.
- Use your Examination Aid book to revise and practise!!



You will only learn something if you DO it. Just reading the notes won't help. So go practice!

28 May  
Tuesday

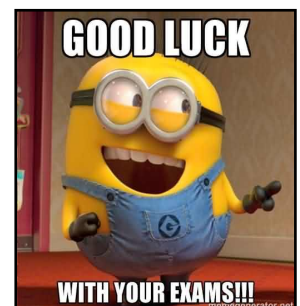
## CONSUMER STUDIES

### TERM 1:

- Design elements and principles: colour theory
- Design elements: line, shape, form, space, colour and texture.
- Design principles: proportion, balance, rhythm, harmony, emphasis
- Application of design elements and principles:
- Clothing and interior design.
- Fabric properties
- Fabric finishes (**match the column only**)

### TERM 2:

- Nutrition functions and sources: protein, carbohydrates and fats
- Functions and sources of minerals
- Functions and sources of vitamins
- Nutritional needs of different consumer groups – young adults
- Food fortification
- Food contamination
- Housing and interior: space planning, types of floor plans, different symbols on house plans
- Evaluation criteria when purchasing furniture.



**30 May**  
**Thursday**

**ENGLISH P2**

**Paper 2- Literature (80 marks)**

- Figures of speech
- Short stories
- Term 1 and 2 Poetry
- Review literature essay format
- *Macbeth*

**31 May**  
**Friday**

**BUSINESS STUDIES P2**

- Avenues of acquiring a business
- Benefits of a company over other forms of ownership – NB for essay question
- Creative thinking AND problem solving
- Stress crisis and change management
- Professionalism and ethics.

**3 June**  
**Monday**

**GEOGRAPHY**

**THEORY**

**MAPWORK**

- 1) Atmosphere
- Heating of the atmosphere
  - Earths energy balance (Energy surplus and deficit)
  - Air circulation
    - Characteristics of HP and LP
    - Global (Tri-cellular Model)
    - Geostrophic flow
    - Regional (Monsoon, Fohn)
    - Local (Valley, Berg)
  - Ocean currents (Surface and Deep water)
  - Africa's weather and climate (Incl. Climate Regions)
  - El Nino and La Nina
  - Drought and desertification
- Synoptic weather maps
- 2) Geomorphology
- Intrusive and Extrusive Igneous Activity
  - Topography associated with horizontal layered rock
    - Landforms
    - Weathering Processes
  - Topography associated with inclined strata
    - Landforms
    - Weathering Processes
  - Topography associated with massive igneous rocks
    - Landforms
    - Weathering Processes
  - Slope elements
- Mass movement and human response

- Scale
- Distance
- TB, MB and MD
- Direction
- Co-ordinates
- Map references (Topographic and Orthophoto)
- Area
- Types of photos
- Topographic maps (symbols, interpretation, calculations)
- Aerial photos (theory + interpretation (tone, texture, size pattern, etc.)
- Cross Section
- Vertical exaggeration
- Inter-visibility
- Gradient
- Landforms
- Slopes
- Contours, heights
- **GIS** (Gr. 10 and 11 work...incl.)
  - Remote sensing (lights, camera, action) (active and passive RS)
  - Resolution (Spatial, Spectral, Temporal)
  - Layering
  - Buffering
  - False colour and true colour

**4 June  
Tuesday**

**ENGLISH P1**

**Paper 1 –Language (70 marks)**

- Comprehension
- Parts of speech
- Visual literacy
- Summary skills
- Punctuation
- Conjunctions
- Figures of speech

**5 June  
Wednesday**

**AFRIKAANS P2**

**Kortverhale**

1. Die verneukkind
2. Die geskenk
3. Bodyguards
4. Koning van die townships

**Gedigte**

1. Die snoek
2. Oppie Cape Flats
3. Here be dragons
4. Katie Melua

**THERE ARE  
NO  
SHORTCUTS.  
WORK HARD,  
BE PATIENT,  
CONSISTENT  
AND NEVER  
GIVE UP.**

**6 June  
Thursday**

**DRAMATIC ARTS (THEORY)**

Journey 5 – Realism in theatre

Page 94 - 117

Journey 6 – South African Theatre

Page 118 - 165

Play text 1: *The Island*

Text + Notes provided

Play text 2: *A Doll's House*

Text + Notes provided

**6 June  
Thursday**

**CAT P1**

**Word Processing**

- Module 3.1
- Module 3.2
- Module 3.3
- Module 3.4
- Module 3.5

**Databases**


- Module 5.1
- Module 5.2
- Module 5.3
- Module 5.4

**Spreadsheets**

- Module 4.1
- Module 4.2
- Module 4.3

**HTML/Web design**

- Module 6.1



**6 June  
Thursday**

**HISTORY P1**

150 marks (3 hrs)

Study the following topics:

Communism  
Capitalism

**6 June  
Thursday**

**PHYSICAL SCIENCES P1**

**Paper 1 – Physics: 100 Marks, 2 hours.**

- Vectors in two – dimensions.
- Newton's laws.
- Newton's law of universal gravitation.
- Electrostatics.
- Electromagnetism.
- Electric circuits.



**7 June  
Friday**

**ACCOUNTING P1**

- Income Statement
- Notes on Current Account and capital account of Partnerships.
- Balance Sheet and Notes
- Ratio Analysis and Interpretations

**10 June  
Monday**

**DRAMATIC ARTS (PRACTICAL)**

As discussed in class

**10 June  
Monday**

**CAT P2**

**System Technologies**

Module 1.1  
Module 1.2  
Module 1.3

**Network and Internet Technologies**

Module 2.1  
Module 2.2  
Module 7.1

**10 June  
Monday**

**HISTORY P2**

150 marks (3 hrs)

Study the following topics:

Eugenics

Social Darwinism

Nationalism

Pseudo Scientific Racism



**10 June  
Monday**

**PHYSICAL SCIENCES P2**

**Paper 2 – Chemistry: 100 marks, 2 hours.**

Atomic combinations.

Intermolecular forces.

**11 June  
Tuesday**

**ACCOUNTING P2**

- Bank Reconciliation Statement
- Creditors Reconciliation
- Asset Disposal and Note 3

**12 June  
Wednesday**

**LIFE SCIENCES**

Content: term one and term 2 work

150 marks (2½ hrs)

TOPIC

MARKS

Biodiversity and classification of microorganisms

28

Biodiversity of plants

28

Biodiversity of animals

28

Photosynthesis

28

Cellular respiration

19

Animal nutrition

19

TOTAL

150 marks

13 June  
Thursday

## LIFE ORIENTATION

### Term 1

1. Development of self in society. (ALL)

#### New content in this chapter

- Explain how relationships can influence and are influenced by on own well-being.
- Coping skills help you tolerate, minimize, and deal with stressful situations in life.
- TWO main types of coping strategies; **Problem based coping strategy** and **Emotion based coping strategy**.

2. Careers and career choices. (All)

#### New content:

#### **Technical, Vocational, Education and Training (TVET)**

3. Democracy and human rights



### TERM 2

#### Development of self in society (All)

#### **Gender-based violence in SA and the world - Different forms of violence and the causes**

- Domestic violence
- Physical abuse / Emotional abuse
- Femicide
- Sexual violence, rape
- Mental abuse / incest
- Unequal power relation
- Power balance and power struggles
- Power inequality – cultural norms
- Sexual harassment in workplace setting

#### **Factors that contribute to GBV.**

#### Social and environmental Responsibility

14 June  
Friday

## AFRIKAANS P1

Afdeling A: Begripstoets

Afdeling B: Opsomming

Afdeling C: Taal

- ❑ Woordorde (Afrikaans Handbook and Study Guide, p18)
- ❑ Tye (Afrikaans Handbook and Study Guide, p20 – 23)
- ❑ Voegwoorde (Afrikaans Handbook and Study Guide, p24 – 27)
- ❑ Negatief/ Ontkennende vorm (Afrikaans Handbook and Study Guide, 28 – 30)
- ❑ Direkte en indirekte rede (Afrikaans Handbook and Study Guide, p36 tot 37)
- ❑ Lydende en bedrywende vorm (Afrikaans Handbook and Study Guide, p34 tot 35)
- ❑ Infinitief (Afrikaans Handbook and Study Guide, p40)
- ❑ Meervoud (Afrikaans Handbook and Study Guide, p8 – 9)
- ❑ Verkleining (Afrikaans Handbook and Study Guide, p 10 tot 11)
- ❑ Trappe van vergelyking (Afrikaans Handbook and Study Guide, p12 - 13)
- ❑ Byvoeglike naamwoorde (adjektiewe) (Afrikaans Handbook and Study Guide, p14)
- ❑ Voornaamwoorde (Afrikaans Handbook and Study Guide, p 31)
- ❑ Tyd en getalle (Afrikaans Handbook and Study Guide, p45)
- ❑ Sinonieme en antonieme (Afrikaans Handbook and Study Guide, p46)
- ❑ Vergelyking (Afrikaans Handbook and Study Guide, p 48)
- ❑ Intensiewe vorm (Afrikaans Handbook and Study Guide, p 49)
- ❑ Samestellings (Afrikaans Handbook and Study Guide, p50)
- ❑ Idiomatiese uitdrukkings (Afrikaans Handbook and Study Guide, p51)
- ❑ Afleidings
- ❑ Betreklige voornaamwoorde
- ❑ Deelwoorde
- ❑ Visuele geletterdheid woordeskat
- ❑ Opsomming formaat

**GOOD LUCK**

