


# GRADE 9



## HIGH SCHOOL

## JUNE EXAMS

## 2024



# JUNE EXAM TIMETABLE 2024

Date	Grade 8	Grade 9	Grade 10	Grade 11	Grade 12
Friday 3/05	CLASS	CLASS	Afrikaans P3	Afrikaans P3	Afrikaans P3
Friday 10/05	CLASS	CLASS	English P3	English P3	English P3
Wednesday 22/05	CLASS	CLASS	CLASS	CLASS	English P2
Thursday 23/05	CLASS	Aptitude Test Gr 9P  CLASS for 9V and 9W	CLASS	Business Studies P1	Life Orientation
Friday 24/05	CLASS	Aptitude Test Gr 9V  CLASS for 9P and 9W	Afrikaans P1	Maths P1 MLit P1	Dramatic Arts CAT P1 History P1 Phys Sciences P1
Monday 27/05	CLASS	Aptitude Test Gr 9W  CLASS for 9P and 9V	Geography	Maths P2 MLit P2	CAT P2 History P2 Phys Sciences P2
Tuesday 28/05	English P1	Afrikaans P1	Life Orientation	Consumer Studies	Accounting P1
Wednesday 29/05	PUBLIC HOLIDAY – VOTING DAY				
Thursday 30/05	SS – Geography SS – History	NS – PS NS – LS	Life Sciences	English P2	Life Sciences
Friday 31/05	Afrikaans P1	Maths P1	Dramatic Arts CAT P1 History Phys Sciences	Business Studies P2	Maths P1 MLit P1
Monday 3/06	EMS (BS) EMS (Acc)	SS – Geography SS – History	CAT P2 Dramatic Arts (Prac)	Geography	Maths P2 MLit P2
Tuesday 4/06	Maths P1	English P1	Afrikaans P2	English P1	Business Studies P1
Wednesday 5/06	Creative Arts (theory)	Afrikaans P2	English P2	Afrikaans P2	Accounting P2
Thursday 6/06	Maths P2	Maths P2	Maths P1 MLit P1	Dramatic Arts CAT P1 History P1 Phys Science P1	Afrikaans P2
Friday 7/06	<b>SCHOOL'S BIRTHDAY MASS</b>				
	Afrikaans P2	Creative Arts (theory)	Business Studies P1	Accounting P1	Business Studies P2
Monday 10/06	NS – PS NS – LS	EMS (BS) EMS (Acc)	Maths P2 MLit P2	CAT P2 Dramatic Arts (Prac) History P2 Phys Sciences P2	English P1
Tuesday 11/06	Life Orientation	English P2	Business Studies P2	Accounting P2	Afrikaans P1
Wednesday 12/06	Technology – Gr 8B	Technology – Gr 9P	English P1	Life Sciences	Geography
Thursday 13/06	English P2	Technology – Gr 9V and 9W	Accounting	Life Orientation	Consumer Studies
Friday 14/06	Technology – Gr 8P and 8S	Life Orientation	Consumer Studies	Afrikaans P1	CAT PAT Dramatic Arts (Prac)

# LOGISTICS

	Gr 9
20 May to 22 May	Normal class timetable – end at 14h00
23 May	Gr 9P – aptitude test  Gr 9V and 9W will have normal class timetable  All will end at 14h00
24 May	Gr 9V – aptitude test  Gr 9P and 9W will have normal class timetable  All will end at 13h00
27 May	Gr 9W – aptitude test  Gr 9P and 9V will have normal class timetable  All will end at 11h00
28 May to 14 June	Start with exam sessions – end at 11h00

From 28 May

1. Ensure that you are at school by 7h30.
2. After line-up, go immediately to your venue. The session will end at 11h00.
3. You may leave immediately after the session. The front gate will close at 12h00.
4. If you are still at school by 12h00, you must go to the hall for **STUDY**. Study ends at 14h00.
5. If you are still at school by 14h00, you must go to the Visagie Street entrance and wait for your transport there.
6. Gr 8 and 9's exam venues: you will be in the same venue and at the same desk for the entire four weeks.

# EXAM RULES

- 1) You must use your own stationery (2 blue pens, 2 HB pencils, eraser, sharpener, stapler, staples and ruler). No bags or pencil cases are allowed. You may use a transparent bag.
- 2) Make sure you have all you need for the subject you are writing e.g. calculator, protractor, etc.
- 3) No tip-ex is allowed.
- 4) Once in the exam venue:
  - you may not talk.
  - you may not eat or drink.
  - you may not walk around.
  - you may not go to the toilet once the session has started.
  - you may not have your cell phone on your person. Please label it with your name and place it in the box on the teacher's desk. You can collect it at the end of the session.
  - Just before the session starts, you must put your belongings in the front of the class.
  - Random learners will be checked for anything that might deem irregular.
- 5) If you cheat:
  - invigilator must write "cheating" on current answer sheet and take it away.
  - invigilator must issue a new answer booklet or clean writing paper for you to start over.
  - you will not be given extra time to complete exam.
  - Vice-principal or principal will be notified immediately after the session ends.
  - further disciplinary measures will take place.
- 6) If you are absent:
  - a doctor's letter is essential.
  - if it is possible, it will be written on the day you return to school.



# HOW TO PREPARE FOR AN EXAM

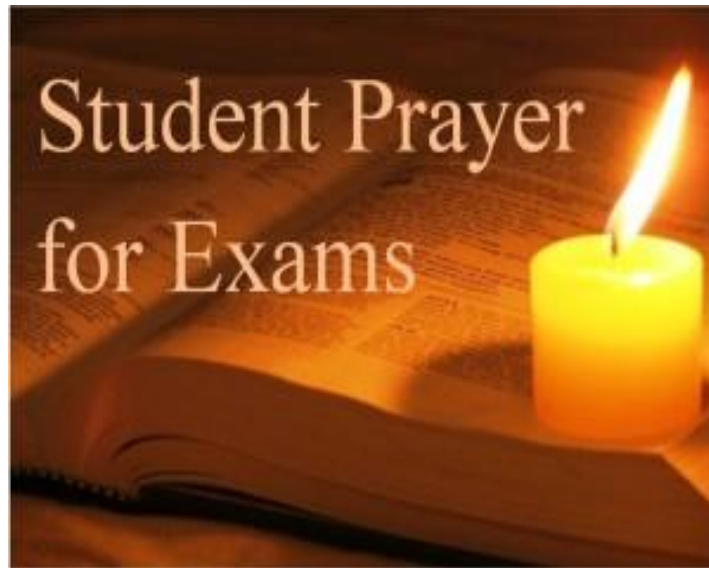
This article was created by a professional writer and edited by experienced copy editors, both qualified members of the Demand Media Studios community.

- 1 Spend time practicing and studying as early and as much as you can. Setting aside a certain time each day, is best.
- 2 Force yourself to spend small increments of time studying every day for at least one week before the exam.
- 3 Take advantage of all pretest material your teacher makes available. They know what they are going to test you on and should be giving you information to use accordingly.
- 4 Attend any available review sessions even if you feel you don't really need it.
- 5 Plan your week before the exam to be sure you have plenty of time to study.
- 6 Ask your teacher to clear any uncertainties you have before the exam.
- 7 Sleep well the night before the exam and get a full eight hours.
- 8 Eat a good healthy breakfast the morning of your exam. This will help you wake up and get your brain moving.
- 9 Cram as much as possible the day of your exam to solidify any final ideas.
- 10 Do your best on the exam and do not put too much undue pressure on yourself to perform. You worked hard to get this far and can only do your best.

*A winner is a dreamer who never gives up*

-- Nelson Mandela

## LET US PRAY



Lord Jesus,

As I now prepare for my exams, I ask you to grant me strength of mind and constant hope. Banish from my mind all fear, anxiety, regret and nervous distraction. May your gift of the Holy Spirit guide and enlighten my fragile mind. At this difficult time, give me the gift of self-confidence and an assurance that you will hear my prayer, answer my need and continue to guide me as I pursue life's journey.

I ask this prayer through Christ Our Lord.

Amen.

**23 May**  
**Thursday**

**APTITUDE TESTS – GR 9P**  
**CLASS for Gr 9V and 9W**

Letter sent home with details

**24 May**  
**Friday**

**APTITUDE TESTS – GR 9V**  
**CLASS for Gr 9P and Gr 9W**

Letter sent home with details

**27 May**  
**Monday**

**APTITUDE TESTS – GR 9W**  
**CLASS for Gr 9P and Gr 9V**


Letter sent home with details

**28 May**  
**Tuesday**

**AFRIKAANS P1**

- Begripstoets
- Visuele Geletterdheid
- Opsomming
- Taal:
  - Meervoude (Afrikaans Handbook and Study Guide, p 8 - 9)
  - Verkleining (Afrikaans Handbook and Study Guide, p 10 - 11)
  - Trappe van Vergelyking (Afrikaans Handbook and Study Guide, p 12 - 13)
  - Geslag (Afrikaans Handbook and Study Guide, p 16)
  - Woordorde (Afrikaans Handbook and Study Guide, p 18)
  - Leestekens (Afrikaans Handbook and Study Guide, 19)
  - Tye (Afrikaans Handbook and Study Guide, p 20 - 23)
  - Voegwoorde (Afrikaans Handbook and Study Guide, p 24 - 27)
  - Ontkennende Vorm (Afrikaans Handbook and Study Guide, p 28 - 30)
  - Lydende en Bedrywende Vorm (Afrikaans Handbook and Study Guide, p 34 - 35)
  - Direkte en Indirekte Rede (Afrikaans Handbook and Study Guide, p 36 - 37)
  - Infnitief (Afrikaans Handbook and Study Guide, p 40)
  - Voorsetsels (Afrikaans Handbook and Study Guide, 42-43)
  - Afkortings (Afrikaans Handbook and Study Guide, p 41)
  - Tyd en Getalle (Afrikaans Handbook and Study Guide, p 45)
  - Sinonieme en Antonieme (Afrikaans Handbook and Study Guide, p 46)
  - Intensiewe vorm (Afrikaans Handbook and Study Guide, p 49)
  - Samestellings (Afrikaans Handbook and Study Guide, p 50)
  - Idiomatiese Uitdrukkings (Afrikaans Handbook and Study Guide, p 51)
  - Comprehension Skills (Afrikaans Handbook and Study Guide, p 61-65)

<b>30 May Thursday</b>	<b>NS – LIFE SCIENCES</b>	
<b>Content: term 1 and term 2 work 50 marks (1 hr)</b>		
TOPIC		MARKS
The cell as the basic unit of life (plant and animal cells)		20
The use of microscopes		10
Systems of the human body (circulatory, respiratory, digestive, musculoskeletal, excretory, nervous, reproductive system)		20
TOTAL		50

<b>30 May Thursday</b>	<b>NS – PHYSICAL SCIENCES</b>	
<b>(50 marks, 1½ hours)</b>		
<ul style="list-style-type: none"> <li>• The periodic table.</li> <li>• Formulas and names of compounds.</li> <li>• Chemical reactions (word equations, chemical equations and picture equations).</li> <li>• Using valency to determine the formed product from two reactants.</li> <li>• Balancing of chemical equations.</li> <li>• Reactions of metals with oxygen.</li> <li>• Reactions of non-metals with oxygen.</li> <li>• Acids and pH value.</li> <li>• Reactions of acids and bases.</li> <li>• Reactions of acids and metal oxides.</li> <li>• Reactions of acids and metal hydroxides.</li> <li>• Reactions of acids and metal carbonates.</li> <li>• Reactions of acids with metals.</li> <li>• Applications of reactions of acids and bases.</li> </ul>		
		

<b>31 May Friday</b>	<b>MATHEMATICS P1</b>	
<b>PAPER 1 – 75 Marks (1½ hr)</b>		
1.	<b>Whole numbers</b> (Number System, Prime factors, HCF & LCM, Rates & Ratios, Direct Proportion, Inverse Proportion)	Chapter 1
2.	<b>Finance</b> (Exchange rates, Simple Interest, Hire purchase, Compound Interest)	Chapter 1
3.	<b>Integers</b> - p.34 – 37 [up to end of Ex.1(g)]	Chapter 2
4.	<b>Numeric and Geometric patterns</b>	Chapter 6

**Additional information:**

- Only study the work we covered in the textbook.
- **The notes in your workbook are VERY important!!!**
- Go through all the definitions.
- Use your Examination Aid books to revise and practice!!



**3 June  
Monday**

**SS – GEOGRAPHY**

**THEORY**

**mDevelopment**

- Concept of development
- Factors of development (Eco, Soc, Env)
- Sustainable Development
- Level of development (Developing countries vs developed countries, incl BRICS)
  - Brandt-line
- Indicators of development
  - Economic
  - Social
  - Environmental
- Factors that influence development
- Opportunities for development/ Strategies for development
  - Green revolution
  - Beneficiation
  - Fair trade

**MAPWORK**

**Scale**

- Types
- Interpretation (big scale, small scale)
- Scale conversion (word to ratio and ratio to word)

**Distance**

- Measurement
- Conversion

**Direction**

**Bearing**

**Co-ordinates**

**Altitude**

**Map interpretation**

- Identifying economic activities on maps

**3 June  
Monday**

**SS – HISTORY**

**TOTAL: 90 marks (1½ hrs)**

Study the following themes:

1. World War 2
2. United Nations
3. Civil Rights
4. Anti-colonial struggles
5. Beginning of apartheid

Format:

Q1 – true or false

Q2 – definitions

Q3 – Short answer questions

Q4 – paragraph answer question

Q5 – source-based question



**4 June  
Tuesday**

**ENGLISH P1**

1. Comprehension skills
2. Summary skills
3. Visual literacy (advertisement, cartoon analysis pages 110 – 111 in *English Handbook and Study Guide* and class notes
4. Language
  - Parts of speech
  - Active and passive
  - Direct and indirect
  - Phrases and clauses
  - Concord (subject / verb agreement)
  - Punctuation and spelling
  - Tenses
  - Degrees of comparison

**5 June  
Wednesday**

**AFRIKAANS P2**

- Gedigte:
  - Die verhaal van David de Waal
  - My ma se varsgebakte brood
- Verhale:
  - Volksverhaal: Die blou roos
  - Kortverhaal: Rooikoos hardloop die myl



**6 June  
Thursday**

**MATHEMATICS P2**

**PAPER 2 – 75 Marks (1½ hr)**

1.	Integers in Algebra [p.37 – 38]	Chapter 2
2.	Exponents	Chapter 5
3.	Algebraic Expressions	Chapter 8
4.	Algebraic Equations	Chapter 9

**Additional information:**

- Only study the work we covered in the textbook.
- **The notes in your workbook is VERY important!!!**
- Go through all the definitions.
- Use your Examination Aid books to revise and practice!!

You will only learn something if you DO it.  
Just reading the notes won't help.  
So go practice!



<b>7 June Friday</b>	<b>CREATIVE ARTS (THEORY)</b>
Drama: Unit 1 – 5	Page 100 - 113
Drama: Unit 6 – 7	Page 115 - 118
Drama: Unit 8 – 9	Page 120 - 123
Drama: Unit 4 – 6	Page 137 - 142
Drama: Unit 6 – 7	Page 144 - 147
Visual Arts: Unit 1 – 8	Page 320 - 341
Visual Arts: Unit 1 – 9	Page 348 - 367

<b>10 June Monday</b>	<b>EMS – BUSINESS STUDIES</b>
<ul style="list-style-type: none"> <li>• Multiple choice (all topics for term 1 and 2)</li> <li>• True or false</li> <li>• Price theory</li> <li>• Sectors in the economy</li> <li>• Economic systems</li> </ul>	

<b>10 June Monday</b>	<b>EMS – ACCOUNTING</b>
<ul style="list-style-type: none"> <li>• Multiple choice</li> <li>• Accounting equation</li> <li>• Journals (CRJ, CPJ &amp; DJ)</li> <li>• General ledger</li> <li>• Trial balance</li> </ul>	

<b>11 June Tuesday</b>	<b>ENGLISH P2</b>
<ol style="list-style-type: none"> <li>1. Poetry <ul style="list-style-type: none"> <li>- Unseen poetry</li> <li>- Seen poetry (the 4 poems discussed in class) <ul style="list-style-type: none"> <li>“The Birth of Shaka”</li> <li>“Hope is a thing with feathers”</li> <li>“Fame is a fickle food”</li> <li>“A wish”</li> </ul> </li> </ul> </li> <li>2. <i>Secret Life of Bees</i></li> </ol>	

**THERE ARE  
NO  
SHORTCUTS.  
WORK HARD,  
BE PATIENT,  
CONSISTENT  
AND NEVER  
GIVE UP.**

**12 June**  
**Wednesday**

**TECHNOLOGY – GR 9P**

Study all tutorials from the Techways Programmes

- Microsoft Word
- Microsoft HTML (Basics)

**13 June**  
**Thursday**

**TECHNOLOGY – GR 9V and Gr 9W**

Study all tutorials from the Techways Programmes

- Microsoft Word
- Microsoft HTML (Basics)

**14 June**  
**Friday**

**LIFE ORIENTATION**

Term 1:

- Development of self in society (content summary – both)

Term 2:

- Constitutional rights and responsibilities (content summary)
- World of work (content summary)

**GOOD LUCK**

