


GRADE 11



HIGH SCHOOL

JUNE EXAMS

2026



JUNE EXAM TIMETABLE 2026

Date	Grade 8	Grade 9	Grade 10	Grade 11	Grade 12
Monday 25/05	Class	Aptitude test	Class	Class	Class
Tuesday 26/05	Creative Arts (theory)	Afrikaans P1	Accounting	Maths Class	Afrikaans P1
Wednesday 27/05	NS – LS	Creative Arts (theory)	Consumer Studies	Life Sciences	English P2
Thursday 28/05	SS – Geography	SS – History	CAT P1	Accounting P1	Business Studies P1
Friday 29/05	NS – PS	Maths P1	History Phys Sciences	Geography	Maths P1 MLit P1
Monday 1/06	Maths P1	English P1	CAT P2	Consumer Studies	Maths P2 MLit P2
Tuesday 2/06	Afrikaans P1		English P2	Afrikaans P2	Life Sciences
Wednesday 3/06	SS – History	Maths P2		Business Studies P1	Afrikaans P2
Thursday 4/06		SS – Geography	Life Orientation	Maths P1 MLit P1	CAT P1 DA History P1 Phys Sciences P1
Friday 5/06	SCHOOL'S BIRTHDAY MASS				
	Life Orientation	Life Orientation	Business Studies P1	Business Studies P2	Business Studies P2
Monday 8/06	Technology 8A	NS – LS	Geography	Maths P2 MLit P2	CAT P2 History P2 Phys Sciences P2
Tuesday 9/06	Maths P2	Technology 9M	English P1	Afrikaans P1	Accounting P1
Wednesday 10/06	EMS – Acc	Technology 9P	Life Sciences	English P2	Geography P1
Thursday 11/06	English P1		Afrikaans P2	Life Orientation	English P1
Friday 12/06	Technology 8N	NS – PS	Maths P1 MLit P1	CAT P1 DA History P1 Phys Sciences P1	Life Orientation
Monday 15/06	SCHOOL HOLIDAY				
Tuesday 16/06	YOUTH DAY				
Wednesday 17/06	EMS – BS	EMS – Acc	Maths P2 MLit P2	CAT P2 History P2 Phys Sciences P2	Geography P2
Thursday 18/06		Technology 9W	Afrikaans P1	English P1	Accounting P2
Friday 19/06	Technology 8T	EMS – BS	Business Studies P2	Accounting P2	Consumer Studies
Monday 22/06	Afrikaans P2	Afrikaans P2	Afrikaans P3	Afrikaans P3	Afrikaans P3
Tuesday 23/06	English P2	English P2	English P3	English P3	English P3
Wed - Fri 24 - 26/06	CAMP				CLASSES

LOGISTICS

1. If you are writing, ensure that you are at school by 7h30.
2. After line-up, go immediately to your scheduled venue. The session will end at 11h00. However, on 5 June, you will end at 11h30. Teachers will be available from 11h00 to 12h00 to assist any learner with content queries.
3. You may leave immediately after the session. The front gate will close at 12h00.
4. If you are still at school by 12h00, you must go to the hall for **STUDY**. Study ends at 14h00.
5. If you are still at school by 14h00, you must go to the Visagie Street entrance and wait for your transport there.
6. Gr 10 to 12 exam venues: It is important that you check on the board closest to the main entrance gate for your name. There you will find venue, row and seat.
7. On days that no exam has been scheduled for a specific subject, learners who attend that subject may stay at home. However, if that learner wishes to study at school, the Boardroom is available.

Remember: 'stressed' is just
'desserts' spelled
backwards.

*Good luck in
your exams.
Bondies!*



EXAM RULES

- 1) You must use your own stationery (2 blue pens, 2 HB pencils, eraser, sharpener, stapler, staples and ruler). No bags or pencil cases are allowed. You may use a transparent bag.
- 2) Make sure you have all you need for the subject you are writing e.g. calculator, protractor, etc.
- 3) No tip-ex is allowed.
- 4) Once in the exam venue:
 - You may not talk.
 - You may not eat or drink.
 - You may not walk around.
 - You may not go to the toilet once the session has started.
 - Just before the session starts, you must put your belongings in the front of the class.
 - Random learners will be checked for anything that might deem irregular.
 - If you feel more comfortable, you may wear your tracksuit.
 - Phones must be switched off and in your bag.
 - Wrist watches must be placed in your bag.
- 5) If you cheat:
 - invigilator must write “cheating” on current answer sheet and take it away.
 - invigilator must issue a new answer booklet or clean writing paper for you to start over.
 - you will not be given extra time to complete exam.
 - The vice-principal or principal will be notified immediately after the session ends.
 - further disciplinary measures will take place.
- 6) If you are absent:
 - a doctor’s letter is essential.
 - if it is possible, it will be written on the day you return to school.



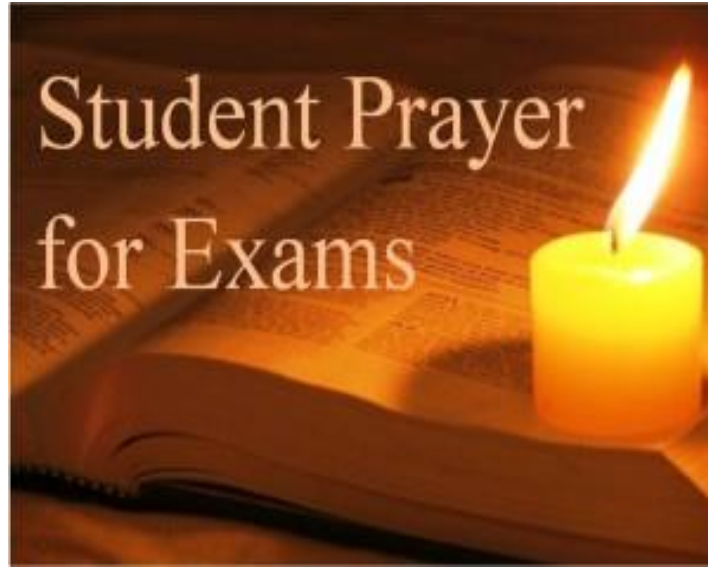
A winner is a dreamer who never gives up
— Nelson Mandela

HOW TO PREPARE FOR AN EXAM

This article was created by a professional writer and edited by experienced copy editors, both qualified members of the Demand Media Studios community.

- 1** Spend time practicing and studying as early and as much as you can. Setting aside a certain time each day, is best.
- 2** Force yourself to spend small increments of time studying every day for at least one week before the exam.
- 3** Take advantage of all pretest material your teacher makes available. They know what they are going to test you on and should be giving you information to use accordingly.
- 4** Attend any available review sessions even if you feel you don't really need it.
- 5** Plan your week before the exam to be sure you have plenty of time to study.
- 6** Ask your teacher to clear any uncertainties you have before the exam.
- 7** Sleep well the night before the exam and get a full eight hours.
- 8** Eat a good healthy breakfast the morning of your exam. This will help you wake up and get your brain moving.
- 9** Cram as much as possible the day of your exam to solidify any final ideas.
- 10** Do your best on the exam and do not put too much undue pressure on yourself to perform. You worked hard to get this far and can only do your best.

LET US PRAY



Lord Jesus,

As I now prepare for my exams, I ask you to grant me strength of mind and constant hope. Banish from my mind all fear, anxiety, regret and nervous distraction. May your gift of the Holy Spirit guide and enlighten my fragile mind. At this difficult time, give me the gift of self-confidence and an assurance that you will hear my prayer, answer my need and continue to guide me as I pursue life's journey.

I ask this prayer through Christ Our Lord.


Amen.

26 May Tuesday	MATHEMATICS CLASS
---------------------------	--------------------------

27 May Wednesday	LIFE SCIENCES
-----------------------------	----------------------

ONE PAPER 150 MARKS 2 HOURS 30 MINUTES	
<ul style="list-style-type: none"> • Biodiversity of Micro-organisms • Biodiversity of Plants • Biodiversity of Animals • Photosynthesis • Respiration • Animal nutrition • Homeostatic control 	

28 May Thursday	ACCOUNTING P1
----------------------------	----------------------

150 MARKS 2 HOURS	
Financial Reporting & Evaluation	
<ol style="list-style-type: none"> 1. Partnership: financial statements and notes <ul style="list-style-type: none"> - Income statement - Statement of financial position - Notes to financial statements 2. Partnership: Interpretation and analysis of financial statements 3. Fixed assets: Fixed assets notes, Ledger accounts, Acquiring and disposal of fixed assets. Internal controls of fixed assets 	

29 May Friday	GEOGRAPHY
--------------------------	------------------

Marks:150 Duration: 3hours	Q1: 60 Marks (Climate and weather) Q2: 60 marks (Geomorphology) Q3: 30 Marks Mapwork
-------------------------------	--

THEORY	MAPWORK
1) Atmosphere <ul style="list-style-type: none"> • Heating of the atmosphere • Earths energy balance (Energy surplus and deficit) • Air circulation <ul style="list-style-type: none"> - Characteristics of HP and LP - Global (Tri-cellular Model) - Geostrophic flow - Regional (Monsoon, Fohn) 	<ul style="list-style-type: none"> • Scale • Distance • TB, MB and MD • Direction • Co-ordinates • Map references (Topographic and Orthophoto) • Area • Types of photos

<ul style="list-style-type: none"> - Local (Valley, Berg) • Ocean currents (Surface and Deep water) • Africa's weather and climate (Incl. Climate Regions) • El Nino and La Nina • Drought and desertification <p>Synoptic weather maps</p>	<ul style="list-style-type: none"> • Topographic maps (symbols, interpretation, calculations) • Aerial photos (theory + interpretation (tone, texture, size pattern, etc.)) • Cross Section • Vertical exaggeration • Inter-visibility • Gradient • Landforms • Slopes • Contours, heights • GIS (Gr. 10 and 11 work, inc.) <ul style="list-style-type: none"> ○ Remote sensing (lights, camera, action) (active and passive RS) ○ Resolution (Spatial, Spectral, Temporal) ○ Layering ○ Buffering ○ False colour and true colour images
<p>2) Geomorphology</p> <ul style="list-style-type: none"> • Intrusive and Extrusive Igneous Activity • Topography associated with horizontal layered rock <ul style="list-style-type: none"> - Landforms - Weathering Processes • Topography associated with inclined strata <ul style="list-style-type: none"> - Landforms - Weathering Processes • Topography associated with massive igneous rocks <ul style="list-style-type: none"> - Landforms - Weathering Processes • Slope elements <p>Mass movement and human response</p>	

1 June Monday	CONSUMER STUDIES
--------------------------	-------------------------

The following topics should be studied:

TERM 1:

- Design elements and principles: colour theory
- Design elements: line, shape, form, space, colour and texture.
- Design principles: proportion, balance, rhythm, harmony, emphasis
- Application of design elements and principles:
- Clothing and interior design.
- Fabric properties
- Fabric finishes (**match the column only**)



TERM 2:

- Nutrition functions and sources: protein, carbohydrates and fats
- Functions and sources of minerals
- Functions and sources of vitamins
- Nutritional needs of different consumer groups – young adults
- Food fortification
- Food contamination
- Housing and interior: space planning, types of floor plans, different symbols on house plans
- Evaluation criteria when purchasing furniture.

2 June Tuesday	AFRIKAANS P2	
Kortverhale	Gedigte	
1. Verneukkind	1. Die snoek	
2. Die geskenk	2. Oppie Cape Flats	
3. Bodyguards	3. Treinrit	
4. 'n Bed vir Johnny	4. Demokrasie	

3 June Wednesday	BUSINESS STUDIES P1	
	Business Environment	Business Operations
Sub-topics	<ul style="list-style-type: none"> • Influences of the business environment • Challenges of the business environment • Adapting to challenges of the business environment • Impact and challenges of contemporary socio-economics issues on business operations • Business sectors 	<ul style="list-style-type: none"> • Marketing function • Production function

4 June Thursday	MATHEMATICS P1	
Marks: 100 Duration: 2 hours		
Topics	Sub-topics	Mark allocation
Algebra	Equations and inequalities Exponents and Surds	50 ± 3
Functions and Graphs	All functions	50 ± 3
Total		100



4 June
Thursday

MATHEMATICAL LITERACY P1

Study these topics for both papers:

1. Numbers and Calculations with numbers
2. Patterns, relationships and representations)
3. Conversions

Paper 1 – 75 marks (90 min)

1. **Finance (± 45 marks)**
 - Financial documents (Payslips, quotations, invoices, receipts)
 - Exchange rates
 - Taxation (Only VAT and UIF)
 - Tariffs (Water, electricity, phone and transport)

2. **Data handling (± 26 marks)**
 - Collecting data
 - Classifying and organising data
 - Summarising data (Mode, mean, median, range and outlier)

3. **Probability (± 4 marks)**



**NO GREAT
ACHIEVER, EVEN
THOSE WHO MADE
IT SEEM EASY,
EVER SUCCEEDED
WITHOUT
HARD WORK.**

Jonathan Sacks

NOTES:

- Only study the work we covered in the notes.
- **The notes in your workbook is VERY important!!!**
- Go through all the definitions.
- Use your Examination Aid book to revise and practise!

5 June
Friday

BUSINESS STUDIES P2

	Business Environment	Business Operations
Sub-topics	<ul style="list-style-type: none">• Benefits of a company versus other forms of ownership• Avenues of acquiring a business	<ul style="list-style-type: none">• Creative thinking and problem solving• Stress, crisis, and change management• Professionalism and ethics

8 June
Monday

MATHEMATICS P2

Marks: 100
Duration: 2 hours

Topics	Mark allocation
Analytical geometry	27 \pm 3
Trigonometry	27 \pm 3
Euclidean geometry NB: proofs of theorems will be tested.	46 \pm 3
Total	100

**8 June
Monday**

MATHEMATICAL LITERACY P2

Study these topics for both papers:

1. Numbers and Calculations with numbers
2. Patterns, relationships and representations)
3. Conversions

Paper 2 – 75 marks (90 min)

1. **Measurement (± 41 marks)**
 - Converting between units
 - Perimeter and area (Squares, rectangles, triangles, circles and combined shapes)
 - Volume and total surface area (Cubes, Rectangular and triangular based prisms, cylinders)
2. **Maps and plans (± 30 marks)**
 - Scales – number and bar scales
 - Different types of maps Seating plans, layout maps, street maps and residential maps.
3. **Probability (± 4 marks)**



NOTES:

- Only study the work we covered in the notes.
- **The notes in your workbook is VERY important!!!**
- Go through all the definitions.
- Use your Examination Aid book to revise and practise!

**9 June
Tuesday**

AFRIKAANS P1

Afdeling A: Begripstoets

Afdeling B: Opsomming

Afdeling C: Taal

- Woordorde (Afrikaans Handbook and Study Guide, p18)
- Tye (Afrikaans Handbook and Study Guide, p20 – 23)
- Voegwoorde (Afrikaans Handbook and Study Guide, p24 – 27)
- Negatief/ Ontkennende vorm (Afrikaans Handbook and Study Guide, 28 – 30)
- Direkte en indirekte rede (Afrikaans Handbook and Study Guide, p36 tot 37)
- Lydende en bedrywende vorm (Afrikaans Handbook and Study Guide, p34 tot 35)
- Infnitief (Afrikaans Handbook and Study Guide, p40)
- Meervoud (Afrikaans Handbook and Study Guide, p8 – 9)
- Verkleining (Afrikaans Handbook and Study Guide, p 10 tot 11)
- Trappe van vergelyking (Afrikaans Handbook and Study Guide, p12 - 13)
- Byvoeglike naamwoorde (adjektiewe) (Afrikaans Handbook and Study Guide, p14)
- Voornaamwoorde (Afrikaans Handbook and Study Guide, p 31)
- Tyd en getalle (Afrikaans Handbook and Study Guide, p45)
- Sinonieme en antonieme (Afrikaans Handbook and Study Guide, p46)
- Vergelyking (Afrikaans Handbook and Study Guide, p 48)
- Intensiewe vorm (Afrikaans Handbook and Study Guide, p 49)
- Samestellings (Afrikaans Handbook and Study Guide, p50)
- Idiomatiese uitdrukkings (Afrikaans Handbook and Study Guide, p51)
- Afleidings
- Betreklke voornaamwoorde
- Deelwoorde
- Visuele geletterdheid woordeskat
- Opsomming format

10 June
Wednesday

ENGLISH P2

- ✚ Unseen poem
- ✚ Two seen poems (one from term 1 and One from term 2)
- ✚ Essay – *Kaleidoscope*
- ✚ Contextual – *Macbeth*

Handbook and Study Guide
Notes
English in context

11 June
Thursday

LIFE ORIENTATON

Term 1

Week 1-3 Development of self in society. (ALL)

- Goals and goal setting
- Plan and achieve life goals:

Define the following concepts:

- Goals
- Goal setting
- Identify the types of goals: • Short-term, • Medium-term, • Long-term
- Steps in planning and goal-setting, problem-solving skills, perseverance and persistence
- Evaluate the importance of prioritising life goals, e.g. family, parenting, marriage, career choices and relationships.
- Analyse the relationship between personal values, choices and goal setting

Relationships

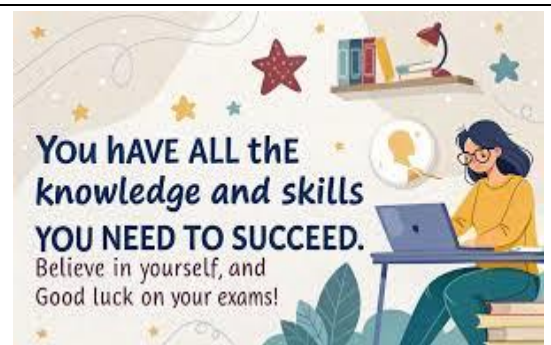
- Relationships and their influence on own well-being
- Explain how relationships can influence and are influenced by on own well-being
- Discuss the different types of relationships with different people/ groups and their changing nature.
- Discuss the different types of relationships with different people/ groups and their changing nature
- Critically analyse the impact of the media on values and beliefs about relationships

Careers and career choices. (All)

- Explore requirements for admission to additional and higher education courses at:
 - Universities of Technology
- Explain the purpose of the National Benchmark Tests (NBTs) Technical and Vocational Education and Training (TVET) colleges.

Financial assistance

- Explore options for financial assistance:
 - Bursaries (Example: NSFAS, Funza Lushaka, and other)
 - Study loans
 - Scholarships
 - Learner-ships
 - Sector Education and Training Authorities (SETAs)
- Outline the obligations in terms of financial arrangements



Week 7-11: Lesson 1 to 4 Democracy and human rights

TERM 2

Development of self in society (All)

Week 1-4 Lessons 1 to 4:

Gender-based violence in SA and the world - Different forms of violence and the causes

- Domestic violence
- Physical abuse / Emotional abuse
- Femicide
- Sexual violence, rape
- Mental abuse / incest
- Unequal power relation
- Power balance and power struggles
- Power inequality – cultural norms
- Sexual harassment in workplace setting
- Factors that contribute to GBV.

Social and environmental Responsibility

Week 5 -8 lessons 1 to 4

12 June Friday	CAT P1
Word Processing Module 3.1 Module 3.2 Module 3.3 Module 3.4 Module 3.5 Spreadsheets Module 4.1 Module 4.2 Module 4.3	Databases Module 5.1 Module 5.2 Module 5.3 Module 5.4 Spreadsheets Module 4.1 Module 4.2 Module 4.3 HTML/Web design Module 6.1

12 June Friday	DRAMATIC ARTS
Journey 5 – Realism in theatre	Page 94 - 117
Journey 6 – South African Theatre	Page 118 - 165
Play text 1: <i>The Island</i>	Text + Notes provided
Play text 2: <i>A Doll's House</i>	Text + Notes provided

**12 June
Friday**

HISTORY P1

3 HOURS - 150 MARKS

SOURCE: STALIN'S 5 YR PLANS
NEW DEAL

ESSAY: LENIN ECO POLICIES

- GREAT DEPRESSION & WALL STREET

**12 June
Friday**

PHYSICAL SCIENCES P1

Paper 1 – Physics: 100 Marks, 2 hours.

- Vectors in two – dimensions.
- Newton's laws.
- Newton's law of universal gravitation.
- Electrostatics.
- Electromagnetism.
- Electric circuits.

**17 June
Wednesday**

CAT P2

System Technologies

Module 1.1

Module 1.2

Module 1.3

Network and Internet Technologies

Module 2.1

Module 2.2



**17 June
Wednesday**

HISTORY P2

PAPER 2: 3 HOURS – 150 MARKS

SOURCE: AFRIKANER NATIONALISM

ESSAY: AFRICAN NATIONALISM

17 June
Wednesday

PHYSICAL SCIENCES P2

Paper 2 – Chemistry: 100 marks, 1 hour.

Grade 10 Content

- Naming compounds
- Balancing equations
- Lewis structures
- Electron configuration & Aufbau diagrams
- Isotopes
- Chemical bonding: Covalent bonding
Ionic bonding
- Quantitative aspects of chemical change (stoichiometric calculations)

Grade 11 Content

- Atomic combinations.
- Intermolecular forces.

18 June
Thursday

ENGLISH P1

- Comprehension - 30
- Summary - 10
- Cartoons - 10
 - Body Language
 - Verbal clues
 - Direct and Speech
- Advertisement - 10
 - AIDA principals
- Editing - 10
 - Spelling
 - Punctuation
 - Active and Passive voice
 - Easily confused words
 - Word classes/Parts of Speech
 - Sentence structure
 - Sentence Structure – Simple, complex compound

Handbook and Study Guide
Notes
English in context



**19 June
Friday**

ACCOUNTING P2

150 MARKS
2 HOURS

Managerial Accounting, Internal Auditing & Control

1. Reconciliations: Bank, Creditors, debtors.
2. Inventory systems: Periodic and Perpetual inventory systems.
3. Fixed assets: Fixed assets notes, Ledger accounts, Acquiring and disposal of fixed assets. Internal controls of fixed assets
4. Internal controls and ethics (Reconciliations, assets, inventory)
5. Partnership: Interpretation and analysis of financial statements

**22 June
Monday**

AFRIKAANS P3

Leer formaat van kort en lang transaksioneel (Handbook & Study Guide p74 - 81) asook opstel

**23 June
Tuesday**

ENGLISH P3

Paper 2: Scope (80 Marks)
Time: 2 Hours

SECTION A

STUDY the following ESSAY formats (200–250 words)

- ❖ Narrative essay
- ❖ Descriptive essay

Study the following TRANSACTIONAL TEXTS formats (140–160 words):

- ❖ Friendly Letter
- ❖ Dialogue
- ❖ Formal Letter

Requirements:

- Include a **clear plan** (e.g., mind map or bullet points).
- Use correct **format, tone, and paragraphing** for each writing type.
- Proofread for **grammar, spelling, and punctuation**.

**THERE ARE
NO
SHORTCUTS.
WORK HARD,
BE PATIENT,
CONSISTENT
AND NEVER
GIVE UP.**

GOOD LUCK

It starts with a dream.

Add faith,
and it becomes a belief.

Add action,
and it becomes a part of life.

Add perseverance,
and it becomes a goal in sight.

Add patience and time,
and it ends
with a dream come true.

By Doe
Zacamat



happinessinyourlife.com