


GRADE 10



HIGH SCHOOL

JUNE EXAMS

2026



JUNE EXAM TIMETABLE 2026

Date	Grade 8	Grade 9	Grade 10	Grade 11	Grade 12
Monday 25/05	Class	Aptitude test	Class	Class	Class
Tuesday 26/05	Creative Arts (theory)	Afrikaans P1	Accounting	Maths Class	Afrikaans P1
Wednesday 27/05	NS – LS	Creative Arts (theory)	Consumer Studies	Life Sciences	English P2
Thursday 28/05	SS – Geography	SS – History	CAT P1	Accounting P1	Business Studies P1
Friday 29/05	NS – PS	Maths P1	History Phys Sciences	Geography	Maths P1 MLit P1
Monday 1/06	Maths P1	English P1	CAT P2	Consumer Studies	Maths P2 MLit P2
Tuesday 2/06	Afrikaans P1		English P2	Afrikaans P2	Life Sciences
Wednesday 3/06	SS – History	Maths P2		Business Studies P1	Afrikaans P2
Thursday 4/06		SS – Geography	Life Orientation	Maths P1 MLit P1	CAT P1 DA History P1 Phys Sciences P1
Friday 5/06	SCHOOL'S BIRTHDAY MASS				
	Life Orientation	Life Orientation	Business Studies P1	Business Studies P2	Business Studies P2
Monday 8/06	Technology 8A	NS – LS	Geography	Maths P2 MLit P2	CAT P2 History P2 Phys Sciences P2
Tuesday 9/06	Maths P2	Technology 9M	English P1	Afrikaans P1	Accounting P1
Wednesday 10/06	EMS – Acc	Technology 9P	Life Sciences	English P2	Geography P1
Thursday 11/06	English P1		Afrikaans P2	Life Orientation	English P1
Friday 12/06	Technology 8N	NS – PS	Maths P1 MLit P1	CAT P1 DA History P1 Phys Sciences P1	Life Orientation
Monday 15/06	SCHOOL HOLIDAY				
Tuesday 16/06	YOUTH DAY				
Wednesday 17/06	EMS – BS	EMS – Acc	Maths P2 MLit P2	CAT P2 History P2 Phys Sciences P2	Geography P2
Thursday 18/06		Technology 9W	Afrikaans P1	English P1	Accounting P2
Friday 19/06	Technology 8T	EMS – BS	Business Studies P2	Accounting P2	Consumer Studies
Monday 22/06	Afrikaans P2	Afrikaans P2	Afrikaans P3	Afrikaans P3	Afrikaans P3
Tuesday 23/06	English P2	English P2	English P3	English P3	English P3
Wed - Fri 24 - 26/06	CAMP				CLASSES

LOGISTICS

1. If you are writing, ensure that you are at school by 7h30.
2. After line-up, go immediately to your scheduled venue. The session will end at 11h00. However, on 5 June, you will end at 11h30. Teachers will be available from 11h00 to 12h00 to assist any learner with content queries.
3. You may leave immediately after the session. The front gate will close at 12h00.
4. If you are still at school by 12h00, you must go to the hall for **STUDY**. Study ends at 14h00.
5. If you are still at school by 14h00, you must go to the Visagie Street entrance and wait for your transport there.
6. Gr 10 to 12 exam venues: It is important that you check on the board closest to the main entrance gate for your name. There you will find venue, row and seat.
7. On days that no exam has been scheduled for a specific subject, learners who attend that subject may stay at home. However, if that learner wishes to study at school, the Boardroom is available.

Remember: 'stressed' is just
'desserts' spelled
backwards.

*Good luck in
your exams.
Bondies!*



EXAM RULES

- 1) You must use your own stationery (2 blue pens, 2 HB pencils, eraser, sharpener, stapler, staples and ruler). No bags or pencil cases are allowed. You may use a transparent bag.
- 2) Make sure you have all you need for the subject you are writing e.g. calculator, protractor, etc.
- 3) No tip-ex is allowed.
- 4) Once in the exam venue:
 - You may not talk.
 - You may not eat or drink.
 - You may not walk around.
 - You may not go to the toilet once the session has started.
 - Just before the session starts, you must put your belongings in the front of the class.
 - Random learners will be checked for anything that might deem irregular.
 - If you feel more comfortable, you may wear your tracksuit.
 - Phones must be switched off and in your bag.
 - Wrist watches must be placed in your bag.
- 5) If you cheat:
 - invigilator must write “cheating” on current answer sheet and take it away.
 - invigilator must issue a new answer booklet or clean writing paper for you to start over.
 - you will not be given extra time to complete exam.
 - The vice-principal or principal will be notified immediately after the session ends.
 - further disciplinary measures will take place.
- 6) If you are absent:
 - a doctor’s letter is essential.
 - if it is possible, it will be written on the day you return to school.



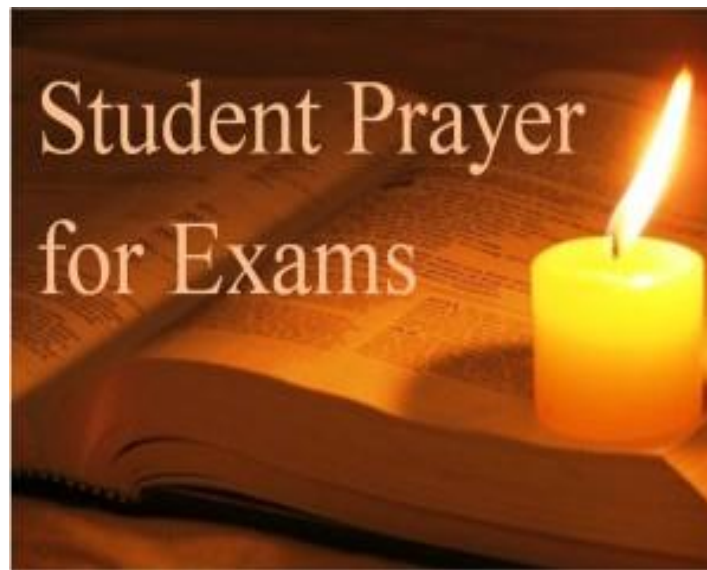
A winner is a dreamer who never gives up
— Nelson Mandela

HOW TO PREPARE FOR AN EXAM

This article was created by a professional writer and edited by experienced copy editors, both qualified members of the Demand Media Studios community.

- 1 Spend time practicing and studying as early and as much as you can. Setting aside a certain time each day, is best.
- 2 Force yourself to spend small increments of time studying every day for at least one week before the exam.
- 3 Take advantage of all pretest material your teacher makes available. They know what they are going to test you on and should be giving you information to use accordingly.
- 4 Attend any available review sessions even if you feel you don't really need it.
- 5 Plan your week before the exam to be sure you have plenty of time to study.
- 6 Ask your teacher to clear any uncertainties you have before the exam.
- 7 Sleep well the night before the exam and get a full eight hours.
- 8 Eat a good healthy breakfast the morning of your exam. This will help you wake up and get your brain moving.
- 9 Cram as much as possible the day of your exam to solidify any final ideas.
- 10 Do your best on the exam and do not put too much undue pressure on yourself to perform. You worked hard to get this far and can only do your best.

LET US PRAY



Lord Jesus,

As I now prepare for my exams, I ask you to grant me strength of mind and constant hope. Banish from my mind all fear, anxiety, regret and nervous distraction. May your gift of the Holy Spirit guide and enlighten my fragile mind. At this difficult time, give me the gift of self-confidence and an assurance that you will hear my prayer, answer my need and continue to guide me as I pursue life's journey.

I ask this prayer through Christ Our Lord.

Amen.

**26 May
Tuesday**

ACCOUNTING

ONLY 1 PAPER

PAPER 1: 200 MARKS
2,5 HOURS

1. Subsidiary Journals (CRJ, CPJ, DJ, DAJ, CJ, CAJ, GJ)
2. General Ledger (Posting Journals to the ledger)
3. Debtors' ledger
4. Creditors' Ledger
5. Reconciliations: Debtors' and creditors'
6. Salaries and wages Journal: Journal transactions and Posting to the Ledger
7. Year-end accounting Procedures

**27 May
Wednesday**

CONSUMER STUDIES

The following topics should be studied:

TERM 1:

- The consumer
- Decision-making
- Factors influencing consumer buyer behaviour
- Sustainable consumption
- Food practices of consumers
- Energy and nutritional requirements – young adults only
- Food guide pyramid and guidelines
- Daily meal planning and menu planning
- Food spoilage

TERM 2:

- Food hygiene and Food safety
- Food storage
- Marketing
- The 5 P marketing mix model
- The AIDA model
- Entrepreneurship
- Choice of items for small-scale production
- Costing

**THERE ARE
NO
SHORTCUTS.
WORK HARD.
BE PATIENT.
CONSISTENT
AND NEVER
GIVE UP.**

28 May Thursday	CAT P1
Word Processing Module 3.1 Module 3.2 Module 3.3 Module 3.4 Term 2 Word processing Module 3.5 Module 3.6	Spreadsheets Module 4.1 Module 4.2 Information Management Module 6.1

29 May Friday	HISTORY
2 HOURS 100 MARKS SOURCE: ZULU KINGDOM(Shaka 1820-1835) NSWANDE KINGDOM ESSAY: RISE OF THE NDEBELE/BASOTHO LEGACY OF SHAKA ZULU	

29 May Friday	PHYSICAL SCIENCES
<u>ONE paper (100 marks, 2 hours).</u> <ul style="list-style-type: none"> • Transverse pulses on a string/spring. • Transverse waves. • Longitudinal waves. • Sound. • Electromagnetic radiation. • Electrostatics. • Electric circuits. • States of matter and the kinetic molecular theory. • The atom. • Periodic table. • Chemical bonding. • Physical and chemical change. • Quantitative aspects of chemical change. 	



**1 June
Monday**

CAT P2

Term 1

System Technologies and Implications

Module 1.1

Module 1.2

Module 1.3

Module 1.4

Term 2

Module 1.5

Module 1.6

Module 1.7

Network and Internet Technologies

Module 2.1

**2 June
Tuesday**

ENGLISH P2

Paper 2: Literature (80 marks)

- Poetry: Seen and unseen; imagery, tone, theme, poetic devices
- Novel: Plot, characterisation, themes, setting, conflict; extract-based questions
- Drama: Structure, character, theme and symbols. Literature Essay

**4 June
Thursday**

LIFE ORIENTATION

Term 1


- Development of Self in society
- Careers and Career choices
- Democracy and human rights

Term 2


- Social and Environmental Responsibility
- Study Skills



5 June Friday	BUSINESS STUDIES P1
<ul style="list-style-type: none"> • Business Environments -Micro-environment -Market environment -Macro-environment • Inter-relationships of micro, market, and macro environments • Business sectors • Eight business functions • Concept of quality 	

8 June Monday	GEOGRAPHY
Marks:150 Duration: 3hours	Q1: 60 Marks (The Atmosphere) Q2: 60 marks (Geomorphology) Q3: 30 Marks Mapwork
THEORY	MAPWORK
1) Atmosphere <ul style="list-style-type: none"> • Composition and structure of the Atmosphere • Heating of the atmosphere • Properties of the atmosphere • Temperature of the atmosphere • Moisture in the atmosphere • Synoptic weather maps 	Scale Distance TB, MB and MD Direction Co-ordinates Map references Topographic maps Cross Section Types of slopes Height indicators GIS
2) Geomorphology <ul style="list-style-type: none"> • Structure of the earth • Classification of rocks • Rock cycle • Plate tectonics • Types of plate boundaries • Mechanics of plate movement and associated landforms • Folding and faulting • Earthquakes • Volcanoes 	

9 June Tuesday	ENGLISH P1
Paper 1: Language in Context (70 marks)	
<ul style="list-style-type: none"> • Comprehension: Literal, inferential, evaluative questions; tone, purpose, vocabulary; visual texts • Summary: 7 key points in ±70 words; paraphrasing and coherence • Language: Grammar, tenses, sentence structure, punctuation, figurative language, editing, adverts & cartoons 	

10 June Wednesday	LIFE SCIENCES
<ul style="list-style-type: none"> - Biosphere - Biomes - Ecosystem - Energy flow - Nutrient Recycling - Biodiversity and Classification - History of Life on Earth - The Chemistry of Life - Cells: the basic unit of life 	


11 June Thursday	AFRIKAANS P2
<ul style="list-style-type: none"> • Gedigte: <ul style="list-style-type: none"> ○ In die Hoëveld ○ Toemaar die donkerman ○ Nkosi sikelel' i-Afrika • Roman: Die Kind 	

12 June Friday	MATHEMATICS P1	
Marks: 75 Duration: 1 hour 30 minutes Paper 1		
Topics	Sub-topics	Mark allocation
Algebra	Equations and inequalities Number systems Exponents Algebraic expressions	38 ± 3
Functions and Graphs	All functions	37 ± 3
Total		75




12 June Friday	MATHEMATICAL LITERACY P1
---------------------------	---------------------------------

STUDY THE FOLLOWING FOR BOTH PAPERS: (All term 1 work)

Numbers and calculations with numbers	Number formats and conventions Rounding Ratio and rates (Including speed) Direct and indirect proportion Percentages, Increase and decrease by a percentage, determine the original amount and percentage change	
Patterns, Relationships & Representations	Interpreting graphs Drawing graphs with a linear (Direct proportion), non-linear (Inverse proportion), constant and fixed relationships.	
Conversions and time	Converting units of length, distance, volume, mass and temperature. Reading and recording time	



PAPER 1

Time: 60 min Total: 50 marks	REMEMBER YOUR CALCULATOR!!!	
Finance ± 30 marks	Financial documents: Household Bills, account statements and till slips	
	Tariffs: Cell phone, transport and electricity. No water.	
	VAT: Calculate Vat included price, VAT excluded price and the VAT.	
Data handling ± 18 marks	The statistical cycle, populations & samples Collecting data Frequency tables and class intervals Measures of Central Tendency Measures of Spread and outlier	
Probability ± 2 marks	Calculate the probability (Theoretical and experimental) Tree diagrams and two-way tables	

17 June Wednesday	MATHEMATICS P2
------------------------------	-----------------------

Marks: 75
Duration: 1 hour 30 minutes
Paper 2

Topics	Mark allocation
Analytical geometry	19 \pm 3
Trigonometry	31 \pm 3
Euclidean geometry	25 \pm 3
Total	75

17 June Wednesday	MATHEMATICAL LITERACY P2	
STUDY THE FOLLOWING FOR BOTH PAPERS: (All term 1 work)		
Numbers and calculations with numbers	Number formats and conventions Rounding Ratio and rates (Including speed) Direct and indirect proportion Percentages, Increase and decrease by a percentage, determine the original amount and percentage change	
Patterns, Relationships & Representations	Interpreting graphs Drawing graphs with a linear (Direct proportion), non-linear (Inverse proportion), constant and fixed relationships.	
Conversions and time	Converting units of length, distance, volume, mass and temperature. Reading and recording time	
PAPER 2		
Time: 60 min Total: 50 marks	REMEMBER YOUR CALCULATOR!!!	
Measurement ± 28 marks	Measuring length, distance, mass, capacity. Converting between temperature scales	
Mapwork and scale ± 20 marks	Layout maps Describing position Following and developing direction Number scales and bar scales	
Probability ± 2 marks	Calculate the probability (Theoretical and experimental) Tree diagrams and two-way tables	

18 June Thursday	AFRIKAANS P1	
<ul style="list-style-type: none"> • Begripstoets • Visuele Geletterdheid • Opsomming • Taal: <ul style="list-style-type: none"> ○ Meervoude (Afrikaans Handbook and Study Guide, p 8 - 9) ○ Verkleining (Afrikaans Handbook and Study Guide, p 10 - 11) ○ Trappe van Vergelyking (Afrikaans Handbook and Study Guide, p 12 - 13) ○ Byvoeglike Naamwoorde (Afrikaans Handbook and Study Guide, p 14) ○ Bywoorde (Afrikaans Handbook and Study Guide, p 15) ○ Geslag (Afrikaans Handbook and Study Guide, p 16) ○ Woordorde (<i>STOMPI</i>) (Afrikaans Handbook and Study Guide, p 18) ○ Leestekens (Afrikaans Handbook and Study Guide, 19) ○ Tye (<i>Tenses</i>) (Afrikaans Handbook and Study Guide, p 20 - 23) ○ Voegwoorde (Afrikaans Handbook and Study Guide, p 24 - 27) ○ Ontkennende Vorm (Afrikaans Handbook and Study Guide, p 28 - 30) 		

- Voornaamwoorde (Afrikaans Handbook and Study Guide, p 31)
- Betreklige Voornaamwoorde (Afrikaans Handbook and Study Guide, p 32)
- Lydende en Bedrywende Vorm (Afrikaans Handbook and Study Guide, p 34 - 35)
- Direkte en Indirekte Rede (Afrikaans Handbook and Study Guide, p 36 - 37)
- Deelwoorde (Afrikaans Handbook and Study Guide, 38)
- Infinitief (Afrikaans Handbook and Study Guide, p 40)
- Voorsetsels (Afrikaans Handbook and Study Guide, 42-43)
- Afkortings (Afrikaans Handbook and Study Guide, p 41)
- Tyd (*Time*) en Getalle (Afrikaans Handbook and Study Guide, p 45)
- Sinonieme en Antonieme (Afrikaans Handbook and Study Guide, p 46)
- Intensiewe vorm (Afrikaans Handbook and Study Guide, p 49)
- Samestellings (Afrikaans Handbook and Study Guide, p 50)
- Comprehension Skills (Afrikaans Handbook and Study Guide, p 61-65)
- Homonieme en Homofone

19 June
Friday

BUSINESS STUDIES P2

- Forms of Ownership: Characteristics, advantages, and disadvantages of Sole Traders, Partnerships, Close Corporations, Private/Public Companies, and Cooperatives.
- Contemporary socio-economic issues excluding piracy
- Social responsibility

22 June
Monday

AFRIKAANS P3



- Resensie /
- Dialoog
- Formele toespraak/ Informele toespraak
- Advertensie
- Dagboekinskrywing
- Instruksies/Aanwysings
- Formele / Informele Brief

23 June
Tuesday

ENGLISH P3

Paper 3: Writing (100 marks)

- Essay Writing: Narrative, descriptive, reflective, discursive
- Longer Transactional Writing: Letters, speech, article, dialogue, review
- Shorter Transactional Writing: Emails, diary, adverts, posters,

GOOD LUCK



It starts with a dream.
Add faith,
and it becomes a belief.
Add action,
and it becomes a part of life.
Add perseverance,
and it becomes a goal in sight.
Add patience and time,
and it ends
with a dream come true.

By Doe
Zacamat

happinesinyourlife.com