


GRADE 8



HIGH SCHOOL

JUNE EXAMS

2026



JUNE EXAM TIMETABLE 2026

| Date | Grade 8 | Grade 9 | Grade 10 | Grade 11 | Grade 12 |
|---------------------------------|-------------------------------|---------------------------|--------------------------|--|--|
| Monday 25/05 | Class | Aptitude test | Class | Class | Class |
| Tuesday 26/05 | Creative Arts (theory) | Afrikaans P1 | Accounting | Maths Class | Afrikaans P1 |
| Wednesday 27/05 | NS – LS | Creative Arts (theory) | Consumer Studies | Life Sciences | English P2 |
| Thursday 28/05 | SS – Geography | SS – History | CAT P1 | Accounting P1 | Business Studies P1 |
| Friday 29/05 | NS – PS | Maths P1 | History Phys Sciences | Geography | Maths P1 MLit P1 |
| Monday 1/06 | Maths P1 | English P1 | CAT P2 | Consumer Studies | Maths P2 MLit P2 |
| Tuesday 2/06 | Afrikaans P1 | | English P2 | Afrikaans P2 | Life Sciences |
| Wednesday 3/06 | SS – History | Maths P2 | | Business Studies P1 | Afrikaans P2 |
| Thursday 4/06 | | SS – Geography | Life Orientation | Maths P1 MLit P1 | CAT P1 DA History P1 Phys Sciences P1 |
| Friday 5/06 | SCHOOL'S BIRTHDAY MASS | | | | |
| | Life Orientation | Life Orientation | Business Studies P1 | Business Studies P2 | Business Studies P2 |
| Monday 8/06 | Technology 8A | NS – LS | Geography | Maths P2 MLit P2 | CAT P2 History P2 Phys Sciences P2 |
| Tuesday 9/06 | Maths P2 | Technology 9M | English P1 | Afrikaans P1 | Accounting P1 |
| Wednesday 10/06 | EMS – Acc | Technology 9P | Life Sciences | English P2 | Geography P1 |
| Thursday 11/06 | English P1 | | Afrikaans P2 | Life Orientation | English P1 |
| Friday 12/06 | Technology 8N | NS – PS | Maths P1 MLit P1 | CAT P1 DA History P1 Phys Sciences P1 | Life Orientation |
| Monday 15/06 | SCHOOL HOLIDAY | | | | |
| Tuesday 16/06 | YOUTH DAY | | | | |
| Wednesday 17/06 | EMS – BS | EMS – Acc | Maths P2 MLit P2 | CAT P2 History P2 Phys Sciences P2 | Geography P2 |
| Thursday 18/06 | | Technology 9W | Afrikaans P1 | English P1 | Accounting P2 |
| Friday 19/06 | Technology 8T | EMS – BS | Business Studies P2 | Accounting P2 | Consumer Studies |
| Monday 22/06 | Afrikaans P2 | Afrikaans P2 | Afrikaans P3 | Afrikaans P3 | Afrikaans P3 |
| Tuesday 23/06 | English P2 | English P2 | English P3 | English P3 | English P3 |
| Wed - Fri 24 - 26/06 | CAMP | | | | CLASSES |

LOGISTICS

1. If you are writing, ensure that you are at school by 7h30.
2. After line-up, go immediately to your scheduled venue. The session will end at 11h00. However, on 5 June, you will end at 11h30. Teachers will be available from 11h00 to 12h00 to assist any learner with content queries.
3. You may leave immediately after the session. The front gate will close at 12h00.
4. If you are still at school by 12h00, you must go to the hall for **STUDY**. Study ends at 14h00.
5. If you are still at school by 14h00, you must go to the Visagie Street entrance and wait for your transport there.
6. On days that no exam has been scheduled for a specific subject, learners may stay at home. However, if that learner wishes to study at school, the Boardroom is available.
7. You will be in the same venue and at the same desk for the duration of the exams. A seating plan will be posted on each door's venue two days before exams start.

Remember: 'stressed' is just
'desserts' spelled
backwards.



*Good luck in
your exams.
Bondies!*

EXAM RULES

1) You must use your own stationery (2 blue pens, 2 HB pencils, eraser, sharpener, stapler, staples and ruler). No bags or pencil cases are allowed. You may use a transparent bag.

2) Make sure you have all you need for the subject you are writing e.g. calculator, protractor, etc.

3) No tip-ex is allowed.

4) Once in the exam venue:

- You may not talk.
- You may not eat or drink.
- You may not walk around.
- You may not go to the toilet once the session has started.
- Just before the session starts, you must put your belongings in the front of the class.
- Random learners will be checked for anything that might deem irregular.
- If you feel more comfortable, you may wear your tracksuit.
- Phones must be switched off and in your bag.
- Wrist watches must be placed in your bag.



5) If you cheat:

- invigilator must write “cheating” on current answer sheet and take it away.
- invigilator must issue a new answer booklet or clean writing paper for you to start over.
- you will not be given extra time to complete exam.
- The vice-principal or principal will be notified immediately after the session ends.
- further disciplinary measures will take place.

6) If you are absent:

- a doctor’s letter is essential.
- if it is possible, it will be written on the day you return to school.

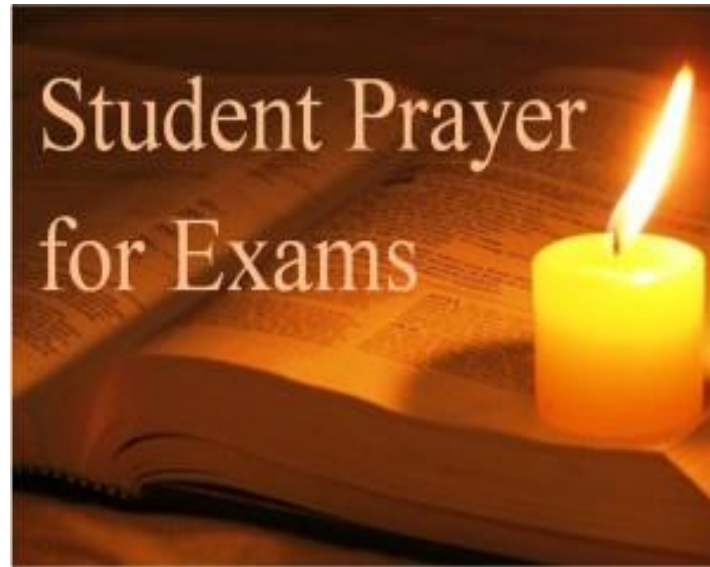
A winner is a dreamer who never gives up
— Nelson Mandela

HOW TO PREPARE FOR AN EXAM

This article was created by a professional writer and edited by experienced copy editors, both qualified members of the Demand Media Studios community.

- 1** Spend time practicing and studying as early and as much as you can. Setting aside a certain time each day, is best.
- 2** Force yourself to spend small increments of time studying every day for at least one week before the exam.
- 3** Take advantage of all pretest material your teacher makes available. They know what they are going to test you on and should be giving you information to use accordingly.
- 4** Attend any available review sessions even if you feel you don't really need it.
- 5** Plan your week before the exam to be sure you have plenty of time to study.
- 6** Ask your teacher to clear any uncertainties you have before the exam.
- 7** Sleep well the night before the exam and get a full eight hours.
- 8** Eat a good healthy breakfast the morning of your exam. This will help you wake up and get your brain moving.
- 9** Cram as much as possible the day of your exam to solidify any final ideas.
- 10** Do your best on the exam and do not put too much undue pressure on yourself to perform. You worked hard to get this far and can only do your best.

LET US PRAY



Lord Jesus,

As I now prepare for my exams, I ask you to grant me strength of mind and constant hope. Banish from my mind all fear, anxiety, regret and nervous distraction. May your gift of the Holy Spirit guide and enlighten my fragile mind. At this difficult time, give me the gift of self-confidence and an assurance that you will hear my prayer, answer my need and continue to guide me as I pursue life's journey.

I ask this prayer through Christ Our Lord.

Amen.

| | | |
|---------------------------|----------------------|----------------|
| 26 May Tuesday | CREATIVE ARTS | |
| Drama: Unit 1 – 2 | | Page 32 - 43 |
| Drama: Unit 1 – 7 | | Page 114 - 125 |
| Visual Arts: Unit 1 - 5 | | Page 68 - 82 |
| Visual Arts: Unit 1 - 4 | | Page 154 - 166 |

| | | |
|---|----------------------|--|
| 27 May Wednesday | LIFE SCIENCES | |
| <ul style="list-style-type: none"> - Photosynthesis - Respiration - Ecosystems - Feeding Relationships - Energy flow - Balance in the ecosystem | | |


| | | |
|---|--|--|
| 28 May Thursday | GEOGRAPHY | |
| THEORY | MAPWORK | |
| <ul style="list-style-type: none"> • The globe <ul style="list-style-type: none"> ○ Hemispheres • Elements of Weather <ul style="list-style-type: none"> ○ Temperature ○ Humidity ○ Precipitation ○ Rain ○ Wind and wind direction ○ Climate graphs • Factors that influence temperature <ul style="list-style-type: none"> ○ Earth's rotation around its axis (day and night) ○ Influence of a tilted axis (unequal lengths in day and night) ○ Seasons ○ Distance from the sea ○ Ocean currents | <ul style="list-style-type: none"> • Distance <ul style="list-style-type: none"> ○ Measurement ○ Conversion • Direction • Scale <ul style="list-style-type: none"> ○ Types ○ Interpretation (big scale/ small scale) ○ Scale conversion (word to ratio and ratio to word) • Co-ordinates <ul style="list-style-type: none"> ○ theory ○ determine degrees & minutes • Southern Africa Map (countries and capitals) | |

**THERE ARE
NO
SHORTCUTS.
WORK HARD.
BE PATIENT.
CONSISTENT
AND NEVER
GIVE UP.**

**29 May
Friday**

PHYSICAL SCIENCES

- Atoms
- Elements
- Compounds
- Mixtures of elements and compounds
- Particle model of matter
- Change of phase
- Density, mass and volume
- Expansion and contraction of materials
- Chemical reactions



**1 June
Monday**

MATHEMATICS P1

PAPER 1

Time: 90 min Total: 75 marks

NO CALCULATOR ALLOWED!!!

| TOPIC | CONTENT |
|---------------------------------------|---|
| WHOLE NUMBERS | Order of Operations Properties of whole numbers, of 0 and 1 Factors and Multiples Prime numbers and prime factors HCF and LCM (Use the ladder method) |
| INTEGERS | Mixed operations with integers Squares, cubes and roots of Integers |
| EXPONENTS | Laws and properties of exponents. (Apply in algebra) Scientific notation |
| ALGEBRAIC EXPRESSIONS | Further concepts (Expressions, terms and coefficients) Translating into algebra Simplifying expressions: Adding and subtracting (Like and unlike terms), multiplication and division. Raising powers to higher powers Multiplication with distributive law Squares, cubes and roots of expressions Substitution |
| ALGEBRAIC EQUATIONS | Solving equations Solving equations with brackets and fractions in. Word problems |
| NUMERIC AND GEOMETRIC PATTERNS | Different types of number patterns General rules. (Start with $T_n = \dots$) Geometric Patterns |
| FUNCTIONS AND RELATIONSHIPS | Finding the input and output values Finding the rule. (Start with $y = \dots$) |



I believe in you

2 June
Tuesday

AFRIKAANS P1

- Begripstoets (20 punte)
- Visuele Geletterdheid (10 punte)
- Opsomming (10 punte)
- Taal (40 punte)
 - Meervoude (Afrikaans Handbook and Study Guide, p 8 - 9)
 - Verkleining (Afrikaans Handbook and Study Guide, p 10 - 11)
 - Trappe van Vergelyking (Afrikaans Handbook and Study Guide, p 12 - 13)
 - Byvoeglike Naamwoorde (Afrikaans Handbook and Study Guide, p 14)
 - Bywoorde (Afrikaans Handbook and Study Guide, p 15)
 - Woordorde (*STOMPI*) (Afrikaans Handbook and Study Guide, p 18)
 - Leestekens (Afrikaans Handbook and Study Guide, 19)
 - Tye (*Tenses*) (Afrikaans Handbook and Study Guide, p 20 - 23)
 - Voegwoorde (Afrikaans Handbook and Study Guide, p 24 - 27)
 - Ontkennende Vorm (Afrikaans Handbook and Study Guide, p 28 - 30)
 - Voornaamwoorde (Afrikaans Handbook and Study Guide, p 31)
 - Direkte en Indirekte Rede (Afrikaans Handbook and Study Guide, p 36 - 37)
 - Voorsetsels (Afrikaans Handbook and Study Guide, 42-43)
 - Afkortings (Afrikaans Handbook and Study Guide, p 41)
 - Tyd (*Time*) en Getalle (Afrikaans Handbook and Study Guide, p 45)
 - Sinonieme en Antonieme (Afrikaans Handbook and Study Guide, p 46)
 - Comprehension Skills (Afrikaans Handbook and Study Guide, p 61-65)
 - Homonieme en Homofone

3 June
Wednesday

HISTORY

Duration: 1H30
Marks: 80

THEMES:

- INDUSTRIALIZATION
- LABOUR, RESISTANCE, INDENTURED LABOUR
- MINERALS: GOLD AND DIAMOND MINING
- BRITAIN, DIAMOND MINING
- BATTLE OF ISANDLWANA

Q1 TRUE OR FALSE
Q2 DEFINITIONS
Q3 SHORT QUESTIONS
Q4 SOURCE BASED QUESTION
Q5 PARAGRAPH



| | |
|--------------------------|-------------------------|
| 5 June Friday | LIFE ORIENTATION |
|--------------------------|-------------------------|

Marks:70 Marks

The exam will consist of 3 sections: Section A, B and C.
In Section C, you will have the option to do **TWO QUESTIONS** from the options provided.

ALL TERM 1 AND TERM 2 CONTENT WILL BE ASSESSED

Term 1:

Development of self

- Self-concept and self-motivation
- Sexuality
- Personal Potential
- Relationships and friendships

World of work

- Different learning styles

Term 2:

World of work

- Identify and apply own learning style
- Six career categories
- Essential workers

Health, social, and environmental responsibility

- Substance abuse



| | |
|--------------------------|----------------------------------|
| 8 June Monday | TECHNOLOGY GR 8A only |
|--------------------------|----------------------------------|

- PowerPoint Presentation

| | |
|---------------------------|-----------------------|
| 9 June Tuesday | MATHEMATICS P2 |
|---------------------------|-----------------------|

Time: 60 min **Total:** 50 marks **REMEMBER YOUR CALCULATOR!!!**

| TOPIC | CONTENT |
|--|--|
| WHOLE NUMBERS <div style="border: 1px solid black; padding: 5px; width: fit-content;"> Results happen over time, not overnight. Work hard, stay consistent, and be patient. </div> | The Number System (Classify numbers) |
| | Ratios (Simplify, equivalent ratios and divide by ratio) Rates |
| | Percentages Increase and decrease by percentage Reversing the increase and decrease Percentage change |
| | Currency Simple Interest and Hire Purchase |
| | COMMON FRACTIONS Operations with fractions Squares, cubes and roots of fractions |
| PROBABILITY The probability scale Theoretical probability & Relative frequency Two-way tables | |
| GRAPHS Interpreting graphs | |

| | |
|--|-------------------|
| 10 June Wednesday | ACCOUNTING |
| 50 MARKS 60 MINS | |
| Financial Literacy | |
| <ul style="list-style-type: none"> ➤ Accounting concepts – explain different accounting concepts ➤ Accounting cycle – mention and explain each step ➤ Source documents – discuss, analyse and complete missing information on source documents ➤ Accounting equation - Analysis of transaction ➤ Cash Journals – Cash receipts journal ONLY. Complete the cash receipts Journal | |

| | |
|---|-------------------|
| 11 June Thursday | ENGLISH P1 |
| Paper 1: Language in Context (60 marks) | |
| <ul style="list-style-type: none"> • Comprehension: Literal, inferential, evaluative questions; tone, purpose, vocabulary; visual texts (cartoons, adverts) • Summary: 7 key points in ±60–70 words; paraphrasing and coherence • Language: Parts of speech, tenses, sentence structure, punctuation, figurative language, editing, adverts & cartoons | |

| | |
|---------------------------|----------------------------------|
| 12 June Friday | TECHNOLOGY GR 8N only |
| - PowerPoint Presentation | |

| | |
|--|-------------------------|
| 17 June Wednesday | BUSINESS STUDIES |
| <p>The economy</p> <ul style="list-style-type: none"> <input type="checkbox"/> Government/Authority <input type="checkbox"/> National budget <input type="checkbox"/> Standard of living <p>Entrepreneurship</p> <ul style="list-style-type: none"> <input type="checkbox"/> Factors of production | |
|  | |

| | |
|---------------------------|----------------------------------|
| 19 June Friday | TECHNOLOGY GR 8T only |
| - PowerPoint Presentation | |

| | |
|--|---------------------|
| 22 June Monday | AFRIKAANS P2 |
| <u>Kort Transaksionele Teks Formate:</u> - <u>Aanwysings</u> - <u>Instruksies</u> - <u>Advertensie</u> - <u>Dagboekinskrywing</u> | |

| | |
|---|-------------------|
| 23 June Tuesday | ENGLISH P2 |
| Writing (100 marks) | |
| <ul style="list-style-type: none"> • Essay Writing: Narrative, descriptive, reflective • Longer Transactional Writing: Friendly letter, formal letter, dialogue, diary entry <ul style="list-style-type: none"> ❖ Dialogue ❖ Formal Letter | |
| Requirements: | |
| <ul style="list-style-type: none"> • Include a clear plan (e.g., mind map or bullet points). • Use correct format, tone, and paragraphing for each writing type. • Proofread for grammar, spelling, and punctuation. | |

GOOD LUCK

