


GRADE 10



HIGH SCHOOL

JUNE EXAMS

2025



JUNE EXAM TIMETABLE 2025


Date	Grade 8	Grade 9	Grade 10	Grade 11	Grade 12
Friday 16/05	Afrikaans P2	Afrikaans P2	Afrikaans P3	Afrikaans P3	Afrikaans P3
Friday 23/05	English P2	English P2	English P3	English P3	English P3
Friday 30/05	school day	school day	school day	school day	Accounting P1
Monday 2/06	Self-defence w/shop	Maths P1	Dramatic Arts History	Afrikaans P2	Maths P1 MLit P1
Tuesday 3/06		English P1	Business Studies P1	English P2	Afrikaans P2
Wednesday 4/06	NS – PS NS – LS		Afrikaans P2	Geography	Accounting P2
Thursday 5/06	Afrikaans P1	SS – Geography SS – History	CAT P1 Phys Sciences	Maths P1 MLit P1	Life Sciences
Friday 6/06	SCHOOL'S BIRTHDAY MASS				
	Life Orientation	Technology 9V	Life Orientation	Life Orientation	Life Orientation
Monday 9/06	Maths P1	NS – PS NS – LS	CAT P2	Consumer Studies	Maths P2 MLit P2
Tuesday 10/06		Creative Arts (theory)	English P2	English P1	Business Studies P1
Wednesday 11/06	EMS (BS) EMS (Acc)		Afrikaans P1	Accounting P1	English P2
Thursday 12/06	English P1	EMS (BS) EMS (Acc)		Maths P2 MLit P2	Geography P1
Friday 13/06	Maths P2	Technology – 9M and 9T	Maths P1 MLit P1	Dramatic Arts CAT P1	History P1 Phys Sciences P1
Monday 16/06	YOUTH DAY				
Tuesday 17/06	SS – Geography SS – History	Maths P2	Maths P2 MLit P2	History P1 Phys Sciences P1	Geography P2
Wednesday 18/06	Technology – 8A and 8N	Afrikaans P1	English P1	Business Studies P1	English P1
Thursday 19/06	Creative Arts (theory)	Life Orientation	Business Studies P2	CAT P2 History P2 Phys Sciences P2	
Friday 20/06	Technology 8S Class for 8A and 8N	Class	Life Sciences	Life Sciences	Dramatic Arts CAT P1
Monday 23/06	Class	Class	Accounting	Afrikaans P1	CAT P2 History P2 Phys Sciences P2
Tuesday 24/06	Class	Class	Consumer Studies	Business Studies P2	Afrikaans P1
Wednesday 25/06	Class	Class	Geography		Business Studies P2
Thursday 26/06	Class	Class		Accounting P2	Consumer Studies
Friday 27/06	Class	Class	Dramatic Arts (Practical)	Dramatic Arts (Practical)	Dramatic Arts (Practical)

LOGISTICS

1. As from 2 June, you will be writing exams up to and including 27 June.
2. If you are writing, ensure that you are at school by 7h30.
3. After line-up, go immediately to your scheduled venue. The session will end at 11h00. Teachers will be available from 11h00 to 12h00 to assist any learner with content queries.
4. You may leave immediately after the session. The front gate will close at 12h00.
5. If you are still at school by 12h00, you must go to the hall for **STUDY**. Study ends at 14h00.
6. If you are still at school by 14h00, you must go to the Visagie Street entrance and wait for your transport there.
7. Gr 10 to 12 exam venues will be on the upper floor. It is important that you check on the board closest to the main entrance gate for your name. There you will find venue, row and seat.
8. On days that no exam has been scheduled for a specific subject, learners who attend that subject may stay at home. However, if that learner wishes to study at school, the Boardroom is available.

EXAM RULES

- 1) You must use your own stationery (2 blue pens, 2 HB pencils, eraser, sharpener, stapler, staples and ruler). No bags or pencil cases are allowed. You may use a transparent bag.
- 2) Make sure you have all you need for the subject you are writing e.g. calculator, protractor, etc.
- 3) No tip-ex is allowed.
- 4) Once in the exam venue:
 - You may not talk.
 - You may not eat or drink.
 - You may not walk around.
 - You may not go to the toilet once the session has started.
 - Just before the session starts, you must put your belongings in the front of the class.
 - Random learners will be checked for anything that might deem irregular.
 - If you feel more comfortable, you may wear your tracksuit.
 - Phones must be switched off and in your bag.
 - Wrist watches must be placed in your bag.
- 5) If you cheat:
 - invigilator must write "cheating" on current answer sheet and take it away.
 - invigilator must issue a new answer booklet or clean writing paper for you to start over.
 - you will not be given extra time to complete exam.
 - The vice-principal or principal will be notified immediately after the session ends.
 - further disciplinary measures will take place.
- 6) If you are absent:
 - a doctor's letter is essential.
 - if it is possible, it will be written on the day you return to school.



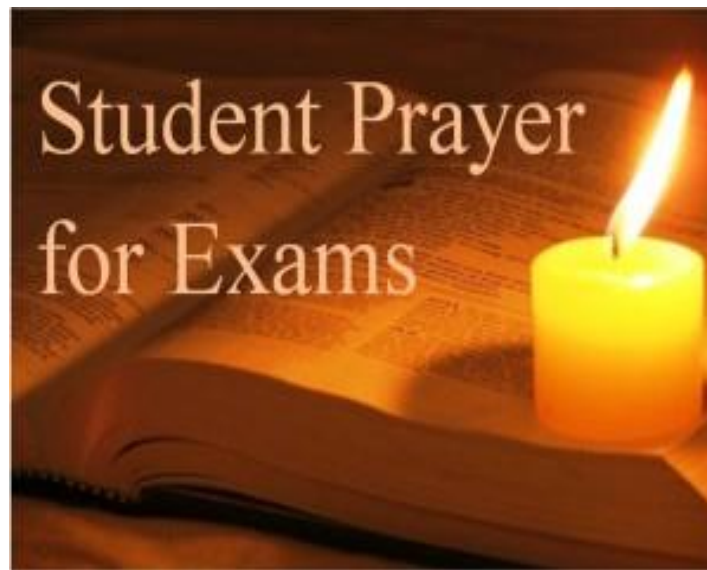
A winner is a dreamer who never gives up
— Nelson Mandela

HOW TO PREPARE FOR AN EXAM

This article was created by a professional writer and edited by experienced copy editors, both qualified members of the Demand Media Studios community.

- 1 Spend time practicing and studying as early and as much as you can. Setting aside a certain time each day, is best.
- 2 Force yourself to spend small increments of time studying every day for at least one week before the exam.
- 3 Take advantage of all pretest material your teacher makes available. They know what they are going to test you on and should be giving you information to use accordingly.
- 4 Attend any available review sessions even if you feel you don't really need it.
- 5 Plan your week before the exam to be sure you have plenty of time to study.
- 6 Ask your teacher to clear any uncertainties you have before the exam.
- 7 Sleep well the night before the exam and get a full eight hours.
- 8 Eat a good healthy breakfast the morning of your exam. This will help you wake up and get your brain moving.
- 9 Cram as much as possible the day of your exam to solidify any final ideas.
- 10 Do your best on the exam and do not put too much undue pressure on yourself to perform. You worked hard to get this far and can only do your best.

LET US PRAY



Lord Jesus,

As I now prepare for my exams, I ask you to grant me strength of mind and constant hope. Banish from my mind all fear, anxiety, regret and nervous distraction. May your gift of the Holy Spirit guide and enlighten my fragile mind. At this difficult time, give me the gift of self-confidence and an assurance that you will hear my prayer, answer my need and continue to guide me as I pursue life's journey.

I ask this prayer through Christ Our Lord.

Amen.

16 May Friday	AFRIKAANS P3
<ul style="list-style-type: none"> • Resensie / • Dialoog • Formele toespraak/ Informele toespraak • Advertensie • Dagboekinskrywing • Instruksies/Aanwysings • Formele / Informele Brief 	

23 May Friday	ENGLISH P3
PAPER 3 (100) 3 HOURS ESSAY (50) Transactional (50) 2x 25	Notes Handbook and Study Guide

2 June Monday	DRAMATIC ARTS
Journey 1 – Introduction to Dramatic Arts	Page 1 - 11
Journey 8 – South African Theatre	Page 124 - 149
Journey 9 – Greeek theatre	Page 150 - 177
Play text 1: <i>So What's New</i>	Text + Notes provided
Play text 2: <i>Antigone</i>	Text + Notes provided

2 June Monday	HISTORY
2 HOURS 100 MARKS SOURCE: RISE OF NDWANDWE [50] ESSAY: RISE OF THE NDEBELE [50]	



3 June Tuesday	BUSINESS STUDIES P1	
BUSINESS ENVIRONMENTS	BUSINESS OPERATIONS	
Micro environment	Eight business functions: <i>General management, Administration, Financial, Purchasing and Public relations</i>	
Market environment	The importance of the functions within the business	
Macro environment	The concept of quality	
Inter-relationship of environments	The correlation between management and the success of a business in achieving its objectives, strengths and weaknesses	

4 June Wednesday	AFRIKAANS P2
<ul style="list-style-type: none"> • Gedigte: <ul style="list-style-type: none"> ○ Kinders van die Wind ○ Halala Afrika ○ In die Hoëveld • Roman: Die Kind 	

5 June Thursday	CAT P1
<u>Practical: Paper 1</u>	
<u>Term 1</u>	
Word Processing	
Module 3.1	
Module 3.2	
Module 3.3	
Module 3.4	
<u>Term 2</u>	
Word processing	
Module 3.5	
Module 3.6	
Spreadsheets	
Module 4.1	
Module 4.2	
Information Management	
Module 6.1	

5 June
Thursday

PHYSICAL SCIENCES

ONE paper (100 marks, 2 hours).
Transverse pulses on a string/spring.
Transverse waves.
Longitudinal waves.
Sound.
Electromagnetic radiation.
Electrostatics.
Electric circuits.
States of matter and the kinetic molecular theory.
The atom.
Periodic table.
Chemical bonding.
Physical and chemical change.
Quantitative aspects of chemical change.

6 June
Friday

LIFE ORIENTATION

Term 1 and 2 topics
-Development of the Self in Society (Week 1-3)
-Careers and Career Choices (Week 4-6)
-Democracy and Human Rights (Week 7-11)
-Social and Environmental Responsibility (Week 1-5)
-Study Skills (Week 6-7)

9 June
Monday

CAT P2

Term 1

Theory: Paper 2

System Technologies and Implications

Module 1.1
Module 1.2
Module 1.3
Module 1.4

Term 2

Module 1.5
Module 1.6
Module 1.7

Network and Internet Technologies

Module 2.1



10 June Tuesday	ENGLISH P2	
PAPER 2 (80) - 2½ hours		Notes
<ul style="list-style-type: none"> ✚ Unseen poem (10) ✚ Two seen poems (one from term 1 and One from term 2) (2 x 10 = 20) ✚ Essay - <u>Short Stories</u> (25) ✚ Contextual – <u>The Taming of the Shrew</u> (2) 		

11 June Wednesday	AFRIKAANS P1	
<ul style="list-style-type: none"> • Begripstoets • Visuele Geletterdheid • Opsomming • Taal: <ul style="list-style-type: none"> ○ Meervoude (Afrikaans Handbook and Study Guide, p 8 - 9) ○ Verkleining (Afrikaans Handbook and Study Guide, p 10 - 11) ○ Trappe van Vergelyking (Afrikaans Handbook and Study Guide, p 12 - 13) ○ Byvoeglike Naamwoorde (Afrikaans Handbook and Study Guide, p 14) ○ Bywoorde (Afrikaans Handbook and Study Guide, p 15) ○ Geslag (Afrikaans Handbook and Study Guide, p 16) ○ Woordorde (Afrikaans Handbook and Study Guide, p 18) ○ Leestekens (Afrikaans Handbook and Study Guide, 19) ○ Tye (Afrikaans Handbook and Study Guide, p 20 - 23) ○ Voegwoorde (Afrikaans Handbook and Study Guide, p 24 - 27) ○ Ontkennende Vorm (Afrikaans Handbook and Study Guide, p 28 - 30) ○ Voornaamwoorde (Afrikaans Handbook and Study Guide, p 31) ○ Betreklike Voornaamwoorde (Afrikaans Handbook and Study Guide, p 32) ○ Lydende en Bedrywende Vorm (Afrikaans Handbook and Study Guide, p 34 - 35) ○ Direkte en Indirekte Rede (Afrikaans Handbook and Study Guide, p 36 - 37) ○ Deelwoorde (Afrikaans Handbook and Study Guide, 38) ○ Infinitief (Afrikaans Handbook and Study Guide, p 40) ○ Voorsetsels (Afrikaans Handbook and Study Guide, 42-43) ○ Afkortings (Afrikaans Handbook and Study Guide, p 41) ○ Tyd en Getalle (Afrikaans Handbook and Study Guide, p 45) ○ Sinonieme en Antonieme (Afrikaans Handbook and Study Guide, p 46) ○ Intensiewe vorm (Afrikaans Handbook and Study Guide, p 49) ○ Samestellings (Afrikaans Handbook and Study Guide, p 50) ○ Idiomatiese Uitdrukkings (Afrikaans Handbook and Study Guide, p 51) ○ Comprehension Skills (Afrikaans Handbook and Study Guide, p 61-65) 		

13 June Friday	MATHEMATICS P1		
75 marks (1½ h)	Topic	Chapter	Total Marks
	Algebraic Expressions	1	30 ± 3
	Algebraic Equations and Inequalities	2	30 ± 3
	Exponents	3	15 ± 3
			75

13 June Friday	MATHEMATICAL LITERACY P1
---------------------------	---------------------------------

STUDY FOR BOTH PAPERS:


Numbers and calculations with numbers	Number formats and conventions Rounding Ratio and rates (Including speed) Direct and indirect proportion Percentages, Increase and decrease by a percentage, determine the original amount and percentage change
Patterns, Relationships & Representations	Interpreting graphs Drawing graphs with a linear (Direct proportion), non-linear (Inverse proportion), constant and fixed relationships.
Conversions and time	Converting units of length, distance, volume, mass and temperature. Reading and recording time

PAPER 1

Time: 60 min Total: 50 marks	REMEMBER YOUR CALCULATOR!!!
Finance ± 30 marks	Financial documents: Household Bills, account statements and till slips
	Tariffs: Cell phone, water and electricity
	VAT: Calculate Vat included price, VAT excluded price and the VAT.
Data handling ± 18 marks	The statistical cycle, populations and samples Collecting data Frequency tables and class intervals Measures of Central Tendency Measures of Spread and outlier
Probability ± 2 marks	Calculate the probability of an event happening



17 June Tuesday	MATHEMATICS P2		
75 marks (1½ h)	Topic	Chapter	Total Marks
	Trigonometry	6	30 ± 3
	Euclidean Geometry (Including the theory of examinable proofs)	9	45 ± 3
			75

17 June Tuesday	MATHEMATICAL LITERACY P2	
STUDY FOR BOTH PAPERS:		
Numbers and calculations with numbers	Number formats and conventions Rounding Ratio and rates (Including speed) Direct and indirect proportion Percentages, Increase and decrease by a percentage, determine the original amount and percentage change	
Patterns, Relationships & Representations	Interpreting graphs Drawing graphs with a linear (Direct proportion), non-linear (Inverse proportion), constant and fixed relationships.	
Conversions and time	Converting units of length, distance, volume, mass and temperature. Reading and recording time	
PAPER 2		
Time: 60 min Total: 50 marks	REMEMBER YOUR CALCULATOR!!!	
Measurement ± 28 marks	Measuring length, distance, mass, capacity. Converting between temperature scales	
Mapwork and scale ± 20 marks	Layout maps Describing position Following and developing direction Number scales and bar scales	
Probability ± 2 marks	Calculate the probability of an event happening	



18 June Wednesday	ENGLISH P1
------------------------------	-------------------

PAPER 1 – (70) 2 hours <ul style="list-style-type: none"> • Comprehension - 30 • Summary - 10 • Cartoons - 10 <ul style="list-style-type: none"> ▪ Body Language/ Facial Expression ▪ Verbal clues ▪ Direct and Reported Speech ▪ Punctuation ▪ Puns ▪ Visual literacy skills • Advertisement - 10 <ul style="list-style-type: none"> ▪ AIDA principals ▪ Logo ▪ Slogan ▪ Attention-getting features ▪ Visual literacy skills • Cartoon - 10 <ul style="list-style-type: none"> ▪ Body Language ▪ Facial Expression ▪ Punctuation ▪ Direct and Indirect Speech ▪ Tone • Editing - 10 <ul style="list-style-type: none"> ▪ Spelling ▪ Punctuation ▪ Active and Passive voice ▪ Easily confused words ▪ Word classes/Parts of Speech ▪ Sentence structure ▪ Sentence Structure – Simple, complex compound 	<u>Handbook and Study Guide</u> Notes
--	--

19 June Thursday	BUSINESS STUDIES P2
-----------------------------	----------------------------

BUSINESS VENTURES	BUSINESS ROLES
Forms of ownership	Contemporary Socio economic issues excluding piracy (Social responsibility)

20 June
Friday

LIFE SCIENCES

Life at molecular, cellular and tissue levels p 33 - 97

- The chemistry of life
- Cells: The basic units of life
- Cell division: Mitosis

Environmental Studies p 219- 326

- Biospheres to Ecosystems
- Biodiversity and Classification
- History of life



23 June
Monday

ACCOUNTING

200 MARKS: 2.5 HOURS

QUESTION 1: 45 marks: Accounting concepts & Analysis of transactions

QUESTION 2: 50 marks: General ledger

QUESTION 3: 45 marks: Concepts and Salaries Journal

QUESTION 4: 30 marks: General Journal

QUESTION 5: 30 marks: Creditors Reconciliation and Internal Control

24 June
Tuesday

CONSUMER STUDIES

TERM 1:

- The consumer
- Decision-making
- Factors influencing consumer buyer behaviour
- Sustainable consumption
- Food practices of consumers
- Energy and nutritional requirements – young adults only
- Food guide pyramid and guidelines
- Daily meal planning and menu planning
- Food spoilage

TERM 2:

- Food hygiene and Food safety
- Food storage
- Marketing
- The 5 P marketing mix model
- The AIDA model
- Entrepreneurship
- Choice of items for small-scale production
- Costing



25 June Wednesday	GEOGRAPHY	
Marks: 150 Duration: 3 hours	Q1: 60 Marks (The Atmosphere) Q2: 60 marks (Geomorphology) Q3: 30 Marks Mapwork	
THEORY	MAPWORK	
1. Atmosphere <ul style="list-style-type: none"> • Composition and structure of the Atmosphere • Heating of the atmosphere • Properties of the atmosphere • Temperature of the atmosphere • Moisture in the atmosphere • Synoptic weather maps 2. Geomorphology <ul style="list-style-type: none"> • Structure of the earth • Classification of rocks • Rock cycle • Plate tectonics • Types of plate boundaries • Mechanics of plate movement and associated landforms • Folding and faulting • Earthquakes • Volcanoes 	Scale Distance TB, MB and MD Direction Co-ordinates Map references Topographic maps Cross Section Types of slopes Height indicators GIS	

27 June Friday	DRAMATIC ARTS (PRACTICAL)	
As discussed in class		

GOOD LUCK

