


GRADE 9



HIGH SCHOOL

JUNE EXAMS

2025



JUNE EXAM TIMETABLE 2025

Date	Grade 8	Grade 9	Grade 10	Grade 11	Grade 12
Friday 16/05	Afrikaans P2	Afrikaans P2	Afrikaans P3	Afrikaans P3	Afrikaans P3
Friday 23/05	English P2	English P2	English P3	English P3	English P3
Friday 30/05	school day	school day	school day	school day	Accounting P1
Monday 2/06	Self-defence w/shop	Maths P1	Dramatic Arts History	Afrikaans P2	Maths P1 MLit P1
Tuesday 3/06		English P1	Business Studies P1	English P2	Afrikaans P2
Wednesday 4/06	NS – PS NS – LS		Afrikaans P2	Geography	Accounting P2
Thursday 5/06	Afrikaans P1	SS – Geography SS – History	CAT P1 Phys Sciences	Maths P1 MLit P1	Life Sciences
Friday 6/06	SCHOOL'S BIRTHDAY MASS				
	Life Orientation	Technology 9V	Life Orientation	Life Orientation	Life Orientation
Monday 9/06	Maths P1	NS – PS NS – LS	CAT P2	Consumer Studies	Maths P2 MLit P2
Tuesday 10/06		Creative Arts (theory)	English P2	English P1	Business Studies P1
Wednesday 11/06	EMS (BS) EMS (Acc)		Afrikaans P1	Accounting P1	English P2
Thursday 12/06	English P1	EMS (BS) EMS (Acc)		Maths P2 MLit P2	Geography P1
Friday 13/06	Maths P2	Technology – 9M and 9T	Maths P1 MLit P1	Dramatic Arts CAT P1	History P1 Phys Sciences P1
Monday 16/06	YOUTH DAY				
Tuesday 17/06	SS – Geography SS – History	Maths P2	Maths P2 MLit P2	History P1 Phys Sciences P1	Geography P2
Wednesday 18/06	Technology – 8A and 8N	Afrikaans P1	English P1	Business Studies P1	English P1
Thursday 19/06	Creative Arts (theory)	Life Orientation	Business Studies P2	CAT P2 History P2 Phys Sciences P2	
Friday 20/06	Technology 8S Class for 8A and 8N	Class	Life Sciences	Life Sciences	Dramatic Arts CAT P1
Monday 23/06	Class	Class	Accounting	Afrikaans P1	CAT P2 History P2 Phys Sciences P2
Tuesday 24/06	Class	Class	Consumer Studies	Business Studies P2	Afrikaans P1
Wednesday 25/06	Class	Class	Geography		Business Studies P2
Thursday 26/06	Class	Class		Accounting P2	Consumer Studies
Friday 27/06	Class	Class	Dramatic Arts (Practical)	Dramatic Arts (Practical)	Dramatic Arts (Practical)

LOGISTICS

1. As from 2 June, you will be writing exams up to and including 19 June.
2. If you are writing, ensure that you are at school by 7h30.
3. After line-up, go immediately to your scheduled venue. The session will end at 11h00. Teachers will be available from 11h00 to 12h00 to assist any learner with content queries.
4. You may leave immediately after the session. The front gate will close at 12h00.
5. If you are still at school by 12h00, you must go to the hall for **STUDY**. Study ends at 14h00.
6. If you are still at school by 14h00, you must go to the Visagie Street entrance and wait for your transport there.
7. On days that no exam has been scheduled for a specific subject, learners may stay at home. However, if that learner wishes to study at school, the Boardroom is available.
8. Gr 9 exam venues (73 / 74 / 78 / 82 / 83): you will be in the same venue and at the same desk for the duration of the exams. A seating plan will be posted on each door's venue two days before exams start.
9. Once exams are done, you will have class in various subjects (a new roster will be given to you). Class starts on 20 June and will end 27 June. Your venues will be as follows:

9M in venue 17 (Mrs Matebesi's classroom)

9T in venue 31 (Mrs G Parker's classroom)

9V in venue 13 (Mrs de Bruin's classroom)

EXAM RULES

- 1) You must use your own stationery (2 blue pens, 2 HB pencils, eraser, sharpener, stapler, staples and ruler). No bags or pencil cases are allowed. You may use a transparent bag.
- 2) Make sure you have all you need for the subject you are writing e.g. calculator, protractor, etc.
- 3) No tip-ex is allowed.
- 4) Once in the exam venue:
 - You may not talk.
 - You may not eat or drink.
 - You may not walk around.
 - You may not go to the toilet once the session has started.
 - Just before the session starts, you must put your belongings in the front of the class.
 - Random learners will be checked for anything that might deem irregular.
 - If you feel more comfortable, you may wear your tracksuit.
 - Phones must be switched off and in your bag.
 - Wrist watches must be placed in your bag.
- 5) If you cheat:
 - invigilator must write “cheating” on current answer sheet and take it away.
 - invigilator must issue a new answer booklet or clean writing paper for you to start over.
 - you will not be given extra time to complete exam.
 - The vice-principal or principal will be notified immediately after the session ends.
 - further disciplinary measures will take place.
- 6) If you are absent:
 - a doctor’s letter is essential.
 - if it is possible, it will be written on the day you return to school.



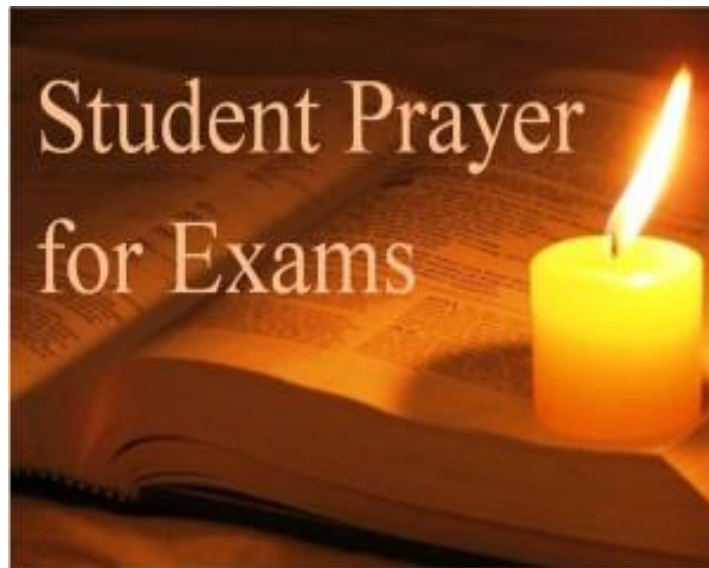
A winner is a dreamer who never gives up
— Nelson Mandela

HOW TO PREPARE FOR AN EXAM

This article was created by a professional writer and edited by experienced copy editors, both qualified members of the Demand Media Studios community.

- 1 Spend time practicing and studying as early and as much as you can. Setting aside a certain time each day, is best.
- 2 Force yourself to spend small increments of time studying every day for at least one week before the exam.
- 3 Take advantage of all pretest material your teacher makes available. They know what they are going to test you on and should be giving you information to use accordingly.
- 4 Attend any available review sessions even if you feel you don't really need it.
- 5 Plan your week before the exam to be sure you have plenty of time to study.
- 6 Ask your teacher to clear any uncertainties you have before the exam.
- 7 Sleep well the night before the exam and get a full eight hours.
- 8 Eat a good healthy breakfast the morning of your exam. This will help you wake up and get your brain moving.
- 9 Cram as much as possible the day of your exam to solidify any final ideas.
- 10 Do your best on the exam and do not put too much undue pressure on yourself to perform. You worked hard to get this far and can only do your best.

LET US PRAY



Lord Jesus,

As I now prepare for my exams, I ask you to grant me strength of mind and constant hope. Banish from my mind all fear, anxiety, regret and nervous distraction. May your gift of the Holy Spirit guide and enlighten my fragile mind. At this difficult time, give me the gift of self-confidence and an assurance that you will hear my prayer, answer my need and continue to guide me as I pursue life's journey.

I ask this prayer through Christ Our Lord.

Amen.

16 May Friday	AFRIKAANS P2
<div style="display: flex; justify-content: space-between;"> <div style="width: 45%;"> <ul style="list-style-type: none"> • Gedigte: <ul style="list-style-type: none"> ○ uitveër ○ Skool • Verhale: <ul style="list-style-type: none"> ○ Hoërskoolsuig ○ Die sokkie • Transaksioneel <ul style="list-style-type: none"> ○ Dagboek inskrywing ○ Formele/Informeel brief ○ Dialoog </div> <div style="width: 45%; text-align: center;">  <p>THERE ARE NO SHORTCUTS. WORK HARD, BE PATIENT, CONSISTENT AND NEVER GIVE UP.</p> </div> </div>	

23 May Friday	ENGLISH P2
<p>Unseen poetry</p> <ul style="list-style-type: none"> • Seen poetry (2 x poems discussed in class) • The birth of shaka • Hope is a thing with feathers <p>Transactional writing (Based on the secret life of bees)</p> <ul style="list-style-type: none"> • Diary entry • Magazine article • Informal/friendly letter • Formal letter 	

2 June Monday	MATHEMATICS P1	
PAPER 1 – 75 Marks (1½ hr)		
1.	Whole numbers Number System, Prime factors, HCF & LCM, Rates & Ratios, Direct Proportion, Inverse Proportion	Chapter 1
2.	Finance Exchange rates, Simple Interest, Hire purchase, Compound Interest	Chapter 1
3.	Integers - p.34 – 37 [up to end of Ex.1(g)]	Chapter 2
4.	Numeric and Geometric patterns	Chapter 6
Additional information: <ul style="list-style-type: none"> • Only study the work we covered in the textbook. • The notes in your workbook is <u>VERY</u> important!!! • Go through all the definitions. • Use your Examination Aid books to revise 		

- and practice!!

3 June Tuesday	ENGLISH P1
<ul style="list-style-type: none"> • Comprehension Skills • Summary Skills • Visual Literacy <ul style="list-style-type: none"> - Advertisement + Cartoon analysis p110 - p111 in (Handbook and Study Guide) + notes - Advertising techniques - Body language and facial expressions in cartoons • Language <ul style="list-style-type: none"> - Parts of speech - Active and Passive - Direct and Indirect - Phrases and Clauses - Sentence types - Concord (Subject/ verb agreement) - Functions of Punctuation - Tenses - Degrees of comparison - Abbreviation/acronym - Hyperbole/sarcasm/irony 	



5 June Thursday	SS – GEOGRAPHY	
THEORY	MAPWORK	
<p>Development</p> <ul style="list-style-type: none"> • Concept of development • Factors of development (Eco, Soc, Env) • Sustainable Development • Level of development (Developing countries vs developed countries, incl BRICS) <ul style="list-style-type: none"> o Brandt-line • Indicators of development <ul style="list-style-type: none"> o Economic o Social o Environmental • Factors that influence development • Opportunities for development/ Strategies for development <ul style="list-style-type: none"> o Green revolution o Beneficiation o Fair trade 	<p>Scale</p> <ul style="list-style-type: none"> • Types • Interpretation (big scale, small scale) • Scale conversion (word to ratio and ratio to word) <p>Distance</p> <ul style="list-style-type: none"> • Measurement • Conversion <p>Direction</p> <p>Bearing</p> <p>Co-ordinates</p> <p>Map interpretation</p> <ul style="list-style-type: none"> • Identifying economic activities on maps • Land use and interpreting map symbols 	

5 June
Thursday

SS – HISTORY

1H30m HOUR
80 MARKS

THEMES:
WORLD WAR 2
COLD WAR, COMMUNISM, CAPITALISM
UNITED NATIONS
CIVIL RIGHTS
ANTI COLONIAL STRUGGLES
BEGINNING OF APARTHEID

Q1 TRUE OR FALSE
Q2 DEFINITIONS
Q3 SHORT QUESTIONS
Q4 PARAGRAPH
Q5 SOURCE BASED QUESTION

6 June
Friday

TECHNOLOGY – GR 9V


Microsoft Excel Course 1 and 2 as per Techways

9 June
Monday

NS – PHYSICAL SCIENCES

(50 marks, 1,5 hours)

The periodic table.
Formulas and names of compounds.
Chemical reactions (word equations, chemical equations and picture equations).
Balancing of chemical equations.
Reactions of metals and non-metals with oxygen.
Acids and pH value.
Reactions of acids and bases.
Reactions of acids and metal oxides.
Reactions of acids and metal hydroxides.
Reactions of acids and metal carbonates.
Reactions of acids with metals.

9 June Monday	NS – LIFE SCIENCES
<p><u>Cells as basic units of life</u></p> <p>Cell structure Cell tissues Differences between plant and animal cells Draw and label a generalised plant and animal cell Stem cells, microscopy</p>  <p><u>Systems of the human body</u></p> <p>Nervous system, digestive system, musculoskeletal system, excretory system Label the systems and list the associated health issues</p> <p><u>Circulatory and respiratory systems</u></p> <p>Breathing, gaseous exchange, circulation, and respiration Label the respiratory system</p> <p><u>Human Reproduction System</u></p> <p>Purpose and puberty Reproductive organs Stages of reproduction Label the reproduction system</p>	

10 June Tuesday	CREATIVE ARTS	
Drama: Unit 1 – 5	Page 100 - 113	
Drama: Unit 6 – 7	Page 115 - 118	
Drama: Unit 8 - 9	Page 120 - 123	
Drama: Unit 4 - 6	Page 137 - 142	
Drama: Unit 6 - 7	Page 144 - 147	
Visual Arts: Unit 1 - 8	Page 320 - 341	
Visual Arts: Unit 1 - 9	Page 348 - 367	

12 June Thursday	EMS – BUSINESS STUDIES	
<ul style="list-style-type: none"> • Multiple choice (all topics for term 1 and 2) • True or false • Price theory • Sectors in the economy • Economic systems 		

**12 June
Thursday**

EMS – ACCOUNTING

Section A: Multiple Choice (5 marks)

- Basic concepts in accounting:
- Understanding the types of accounts (Asset, Liability, Capital, etc.)
- Knowing source documents (e.g., invoices, receipts, etc.)
- Identifying accounts with credit balances • Accounting Equation:
- $Assets = Liabilities + Owner's Equity$
- How different transactions affect the accounting equation.
- Journals and Ledgers:
- General understanding of different types of journals (e.g., Cash Journal, Sales Journal)
- The role of the General Ledger in summarizing transactions

Section B: Short Answer (25 marks)

Definition of Accounting Terms (10 marks):

- Understanding and explaining key accounting terms such as liabilities, capital, income, and expenses.
- Ability to explain the difference between source documents and transactions.

Journals (5 marks):

- Identifying the correct journals used for specific transactions (Cash Receipts Journal, Cash Payments Journal, etc.)
- Understanding how to record transactions in the correct journal.

Accounting Equation (10 marks):

- Understanding the effects of transactions on the accounting equation.
- Ability to apply changes in assets, liabilities, and owner's equity after a transaction.

Section C: Practical Application (20 marks) General Ledger (20 marks):

- Posting transactions to the correct accounts (Capital, Bank, Equipment, Sales, Rent Expense, Debtors Control).
- Balancing accounts correctly after posting the transactions.

TOTAL MARKS=50

**13 June
Friday**

TECHNOLOGY – GR 9M and 9T

Microsoft Excel Course 1 and 2 as per Techways


17 June Tuesday	MATHEMATICS P2
----------------------------	-----------------------

PAPER 2 – 75 Marks (1½ hr)

1.	Integers in Algebra [p.37 – 38]	Chapter 2
2.	Exponents	Chapter 5
3.	Algebraic Expressions	Chapter 8
4.	Algebraic Equations	Chapter 9

Additional information:

- Only study the work we covered in the textbook.
- **The notes in your workbook is VERY important!!!**
- Go through all the definitions.
- Use your Examination Aid books to revise and practice!!

*You will only learn something if you DO it.
Just reading the notes won't help
So go practice *

18 June Wednesday	AFRIKAANS P1
------------------------------	---------------------

- Begripstoets (Afrikaans HSG, p 61-65)
- Visuele Geletterdheid
- Opsomming

- Taal:
 - Meervoude (Afrikaans HSG, p 8 - 9)
 - Verkleining (Afrikaans HSG, p 10 - 11)
 - Trappe van Vergelyking (Afrikaans HSG, p 12 - 13)
 - Geslag (Afrikaans HSG, p 16)
 - Woordorde (Afrikaans HSG, p 18)
 - Leestekens (Afrikaans HSG, 19)
 - Tye (Afrikaans HSG, p 20 - 23)
 - Voegwoorde (Afrikaans HSG, p 24 - 27)
 - Ontkennende Vorm (Afrikaans HSG, p 28 - 30)
 - Lydende en Bedrywende Vorm (Afrikaans HSG, p 34 - 35)
 - Direkte en Indirekte Rede (Afrikaans HSG, p 36 - 37)
 - Infinitief (Afrikaans HSG, p 40)
 - Voorsetsels (Afrikaans HSG, 42-43)
 - Afkortings (Afrikaans HSG, p 41)
 - Tyd en Getalle (Afrikaans HSG, p 45)
 - Sinonieme en Antonieme (Afrikaans HSG, p 46)
 - Intensiewe vorm (Afrikaans HSG, p 49)
 - Samestellings (Afrikaans HSG, p 50)
 - Idiomatiese Uitdrukkings (Afrikaans HSG, p 51)

19 June
Thursday

LIFE ORIENTATION

Term 1 and 2 topics

- Development of the Self in Society (Week 1-4 & Week 5-7)
- World of work (Week 8-11 & Week 6-9)
- Constitutional Rights and Responsibilities (Week 1-3 & Week 4-5)

GOOD LUCK

