


GRADE 9



HIGH SCHOOL

JUNE EXAMS

2022



JUNE EXAM TIMETABLE 2022


Date	Grade 8	Grade 9	Grade 10	Grade 11	Grade 12
Thursday 26/05					CAT P3
Friday 27/05				Afrikaans P3 English P3	Afrikaans P3 English P3
Monday 30/05	Maths P1	Geography	Consumer Studies	Maths MLit P1	Dramatic Arts CAT P1 History P1 Phys Science P1
Tuesday 31/05		Afrikaans P2	Afrikaans P2	Life Science P1	Business Studies P1
Wednesday 1/06	EMS	Life Orientation	Life Science		English P2
Thursday 2/06	Afrikaans P2	Maths P1	Business Studies	Dramatic Arts CAT P1 History Phys Science P1	Accounting P1
Friday 3/06		History	English P2	English P2	Maths P1 MLit P1
Monday 6/06	Maths P2	Afrikaans P1	Afrikaans P1	MLit P2	CAT P2 History P2 Phys Science P2
Tuesday 7/06	English P2		Life Orientation	Afrikaans P2	Business Studies P2
Wednesday 8/06	Life Science	Maths P2	Geography P1	CAT P2 Phys Science P2	Afrikaans P2
Thursday 9/06	Afrikaans P1	EMS	Dramatic Arts CAT P1 History Phys Science P1	English P1	Geography P1
Friday 10/06		English P1	Maths MLit P1	Business Studies P1	Maths P2 MLit P2
Monday 13/06	Phys Science			Afrikaans P1	Geography P2
Tuesday 14/06	Creative Arts	Life Science	English P1	Consumer Studies	Life Science P1
Wednesday 15/06	English P1	English P2	CAT P2 Phys Science P2	Life Orientation	Accounting P2
Monday 20/06	Geography	Creative Arts	MLit P2	Life Science P2	Life Orientation
Tuesday 21/06	Life Orientation			Business Studies P2	Life Science P2
Wednesday 22/06		Phys Science	CAT P3	Geography	Afrikaans P1
Thursday 23/06	History		Geography P2	Accounting	English P1
Friday 24/06	Technology	Technology	Accounting	CAT P3	Consumer Studies

LOGISTICS

1. Ensure that you are at school by 7h30 for screening purposes and to settle into your venue.
2. You must be seated in your venue the latest 7h45. The session will end at 11h00.
3. You may leave immediately after the session. The front gate will close at 12h00.
4. If you are still at school at 12h00, you must go to the old staffroom to **STUDY**. Study ends at 14h00.
5. If you are still at school at 14h00, you must go to the Visagie Street entrance and wait for your transport there.
6. Gr 8 and 9's exam venues: you will be in the same venue and at the same desk for the entire three weeks.
7. Gr 10 and 11's exam venues: these will change daily. It is important that you check on the board closest to the main entrance gate for your name. There you will find venue, row and seat.
8. On days that no exam has been scheduled for any learner, she may stay at home. However, if that learner wishes to study at school, venue 17 (old Mr Wolmaran's classroom) is available.

EXAM RULES

- 1) You must use your own stationery (2 blue pens, 2 HB pencils, eraser, sharpener, stapler, staples and ruler). No bags or pencil cases are allowed. You may use a transparent bag.
- 2) Make sure you have all you need for the subject you are writing e.g. calculator, protractor, etc.
- 3) No tip-ex is allowed.
- 4) Once in the exam venue:
 - you may not talk.
 - you may not eat or drink.
 - you may not walk around.
 - you may not go to the toilet once the session has started.
 - you may not have your cell phone on your person. Please label it with your name and place it in the box on the teacher's desk. You can collect it at the end of the session.
 - Just before the session starts, you must put your belongings in the front of the class.
 - Random learners will be checked for anything that might deem irregular.
- 5) If you cheat:
 - invigilator must write "cheating" on current answer sheet and take it away.
 - invigilator must issue a new answer booklet or clean writing paper for you to start over.
 - you will not be given extra time to complete exam.
 - Vice-principal or principal will be notified immediately after the session ends.
 - further disciplinary measures will take place.
- 6) If you are absent:
 - a doctor's letter is essential.
 - if it is possible, it will be written on the day you return to school.



HOW TO PREPARE FOR AN EXAM

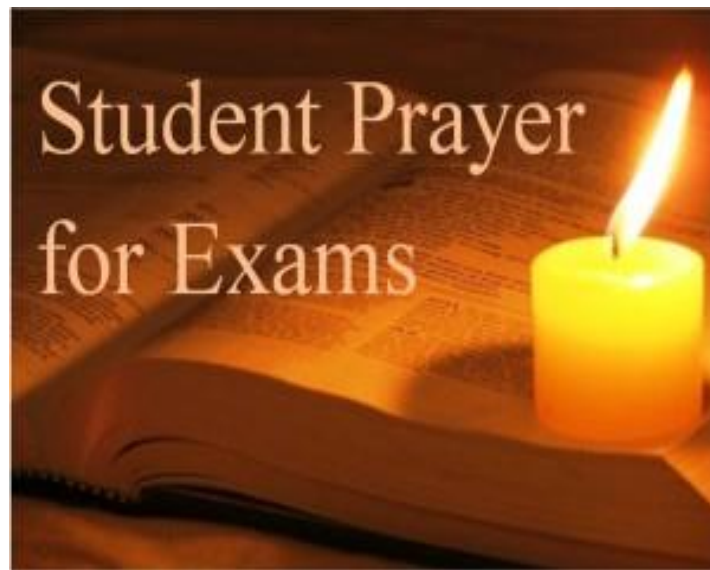
This article was created by a professional writer and edited by experienced copy editors, both qualified members of the Demand Media Studios community.

- 1 Spend time practicing and studying as early and as much as you can. Setting aside a certain time each day, is best.
- 2 Force yourself to spend small increments of time studying every day for at least one week before the exam.
- 3 Take advantage of all pretest material your teacher makes available. They know what they are going to test you on and should be giving you information to use accordingly.
- 4 Attend any available review sessions even if you feel you don't really need it.
- 5 Plan your week before the exam to be sure you have plenty of time to study.
- 6 Ask your teacher to clear any uncertainties you have before the exam.
- 7 Sleep well the night before the exam and get a full eight hours.
- 8 Eat a good healthy breakfast the morning of your exam. This will help you wake up and get your brain moving.
- 9 Cram as much as possible the day of your exam to solidify any final ideas.
- 10 Do your best on the exam and do not put too much undue pressure on yourself to perform. You worked hard to get this far and can only do your best.

A winner is a dreamer who never gives up

-- Nelson Mandela

LET US PRAY



Lord Jesus,

As I now prepare for my exams, I ask you to grant me strength of mind and constant hope. Banish from my mind all fear, anxiety, regret and nervous distraction. May your gift of the Holy Spirit guide and enlighten my fragile mind. At this difficult time, give me the gift of self-confidence and an assurance that you will hear my prayer, answer my need and continue to guide me as I pursue life's journey.

I ask this prayer through Christ Our Lord.

Amen.

**30 May
Monday**

GEOGRAPHY

THEORY

Development

- Level of development (Developing countries vs developed countries)
- Indicators of development
 - Economic
 - Social
 - Environmental
 - Statistical analysis and data handling of indicators
 - Calculating Average
 - Ranking
 - Interpreting graphs, charts
- Factors that influence development
- Opportunities for development/ Strategies for development
- Sustainable development

MAPWORK

Scale

- Types
- Interpretation (big scale, small scale)
- Scale conversion (word to ratio and ratio to word)

Distance

- Measurement
- Conversion

Direction

Bearing

Co-ordinates (theory and calculation)

Map interpretation

**31 May
Tuesday**

AFRIKAANS P2


Vraestel 2: Totaal 80

Afdeling A: Letterkunde (50 punte)

1. Sweef
2. Hoërskool suig

Afdeling B: Transaksioneel (30 punte)

1. Formele en informele e-pos
2. Toespraak



**1 June
Wednesday**

LIFE ORIENTATION

Development of the self in society

- Goal-setting skills: personal lifestyle choices
 - Influence of media, environment, friends and peers, family, culture, religion and community on personal lifestyle choices
 - Appropriate responses to influences on personal lifestyle choices: Informed decision-making skills: positive and negative influences o Assertiveness skills: confident and firm decision-making.
- Sexual behaviour and sexual health - Risk factors leading to unhealthy sexual behaviour
- Unwanted results of unhealthy sexual behaviour: teenage pregnancy, sexually transmitted infections (STIs), HIV and AIDS, low self-image and emotional scars
- Factors that influence personal behaviour including family, friends, peers and community norms
- Strategies to deal with unhealthy sexual behaviour: abstinence and change of behaviour
- Protective factors, where to find help and support: community structures that offer protection or resilience against high risk behaviour
- Adverse consequences and implications of teenage pregnancy for teenage parent(s) and the children born to teenager

World of work

- Time-management skills: accountability in carrying out responsibilities - How to organize one's work - How to use time effectively and efficiently
- Reading and writing for different purposes: Keeping a journal; summarizing and improving reading and writing skills

Constitutional rights and responsibilities

- Issues relating to citizens' rights and responsibilities: Respect for others' rights: people living with different disabilities and HIV and AIDS (infected and affected)
- Celebrations of national and international days: Human Rights Day, Freedom Day, Heritage Day, Reconciliation Day, Youth Day, Worker's Day, Women's Day, Africa Day, Nelson Mandela Day, World Refugee's Day and national health days

- Plan and participate in a local celebration of a national day
- Constitutional values as stated in the South African Constitution
- Positive and negative role models
- Role models for upholding constitutional values: parents and leaders in the community/society • Applying these values in daily life

World of work

- Options available after completing Grade 9: National Senior Certificate (NSC – Grades 10 – 12) and National Certificate Vocational (NCV – TVET Colleges) qualifications
- Implications of choices: choice between NSC and NCV
- Knowledge of the world of work: rights, responsibilities and opportunities in the workplace

2 June Thursday		MATHEMATICS P1	
Paper	Topic	Chapter	
Paper 1 75 marks (1½ h)	Whole numbers	1	
	Number System, Prime factors, HCF & LCM, Rates & Ratios, Direct Proportion, Inverse Proportion		
	Finance	1	
	Exchange rates, Simple Interest, Hire purchase, Compound Interest		
	Integers p.34 – 37 [up to end of Ex.1(g)]	2	
	Common Fractions	3	
	Numeric and Geometric Patterns	6	

3 June Friday		HISTORY	
1hr WW2: Nazi Germany, Cold War			
Total: 60 marks			



6 June
Monday

AFRIKAANS P1

Vraestel 1: Totaal 80

Afdeling A: Leesbegrip en Visuele geletterdheid (30 punte)

- Leer woordeskat van visuele geletterdheid en emosies.

Afdeling B: Poësie (20 punte)

1. Skool
2. Omdat

Afdeling C: Taalvaardigheid (30 punte)

Sinstrukture (12 punte)

1. Tye
2. Vraagsinne
3. Negatiewe vorm
4. Voegwoorde
5. Direkte en indirekte rede
6. Informatief
7. Woordorde

Woordstrukture (8 punte)

1. Meervoude
2. Verkleining
3. Voornaamwoorde
4. Adjektiewe
5. Intensiewe vorm
6. Afkortings
7. Sinonieme
8. Antonieme

Kommunikasie (10 punte)

- Leer kommunikasie in Afrikaans handbook and study guide



8 June
Wednesday

MATHEMATICS P2

Paper	Topic	Chapter
Paper 2	Integers in Algebra p.37 – 38	2
75 marks (1½ h)	Exponents	5
	Algebraic Expressions	8
	Algebraic Equations	9



9 June
Thursday

EMS

The economy

- Economic systems
- Circular flow

Entrepreneurship

- Sectors of the economy

Financial literacy

- Cash receipts journal and Cash payments journal (cash sales)
- General ledger
- Trial balance

10 June
Friday

ENGLISH P1

- Comprehension Skills
- Summary Skills
- Visual Literacy
 - Advertisement + Cartoon p110 - p111 in (Handbook and Study Guide).
- Language
 - Parts of speech
 - Active and Passive
 - Direct and Indirect
 - Phrases and Clauses
 - Concord (Subject/ verb agreement)
 - Punctuation and Spelling
- Poetry
 - Seen poetry (6 x poems discussed in class)
 - Unseen poetry



14 June
Tuesday

LIFE SCIENCES

The cell: Plant cells and Animal cells
Organelles: Structure and function

- Cell Wall
- Cell membrane
- Nucleus
- Mitochondria
- Chloroplasts
- Cytoplasm
- Vacuoles

The digestive system

The musculoskeletal system



15 June
Wednesday

ENGLISH P2

The Secret Life of Bees

Transactional writing

- Blog - Diary Entry - Email - Dialogue - Speech

20 June
Monday

CREATIVE ARTS

DRAMA: 60 Marks

- Everything we've covered on ritual theatre (definition, conventions, origins)
- All the drama key words and definitions.
- Characterisation- Internal and external. Given Circumstances. Imagination.
- The monologue. – what it is, how to stage a monologue.
- Poor theatre- elements of poor theatre. Poor theatre in South Africa.
- Storytelling and acting – similarities and differences.

VISUAL ARTS: 20 Marks

Go through the mythical container assignment from Term 1.

Design a mythical container from any era and also remember to label and show how you would go about making one, the materials you would use to make one and how long would you take to make one.

Remember to bring coloured pens and pencils to the exam as you will be expected to design or draw.

DANCE: 20 Marks

The dance key words from your workbook

- Importance of warm up before rehearsals
- Types of dances that you find



22 June
Wednesday

PHYSICAL SCIENCE

- The Periodic Table
- Names of compounds
- Introduction to the Periodic Table of Elements
- Grade 8: Atoms
- Chemical Reactions
- Chemical equations to represent reactions
- Balanced equations
- The general reaction of metals with oxygen
- Reaction of iron with oxygen
- Reaction of magnesium with oxygen
- Formation of rust
- Ways to prevent rusting
- The general reaction of non-metals with oxygen
- Reaction of carbon with oxygen
- Reaction of sulfur with oxygen
- The concept of pH value
- •Neutralisation and pH
- The general reaction of an acid with a metal oxide (base)
- Applications

24 June
Friday

TECHNOLOGY

Study: "Social Dilemma" film notes and from
Class slideshows

GOOD LUCK

